

Worksheets

- **Mixed Ability**

The resource book offers two mixed ability worksheets for each unit to help with the different levels in the language classroom.

There are two types of mixed ability worksheets for each unit:



Terry worksheets: These worksheets are for students who need extra practice and guidance and are having trouble grasping the basic concepts or vocabulary in the unit.



Stella worksheets. These worksheets are for those students with a slightly higher level who are in need of more challenging activities.

- **Revision**

The revision worksheets revise the content covered in each unit.

- **CLIL**

The CLIL worksheets extend on the CLIL topic covered in each unit.

- **Reading and writing**

These worksheets provide extra reading and writing practice for those schools who wish to exploit these skills further.

Unit 1: Mixed Ability

MA


Name and surname:
Class: Date:.....



1 Colour the paint pots.



red




blue




yellow


2 Count the shapes and write the number. Use the code to colour.



squares



circle



triangles

= yellow

= red

= blue

Unit 1: Mixed Ability

MA



Name and surname:

Class: Date:

1 Complete the word and colour the pots.



r d




bl e



y ll w

2 Read and colour the fish.

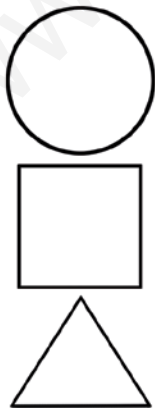


2 fish are red.

3 fish are blue.

5 fish are yellow.

3 Match the shape with the word. Use the code to colour.



triangles

square

circle

○ = yellow

△ = red

□ = blue

Unit 2: Mixed Ability

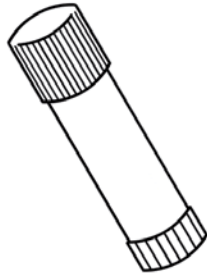

MA

Name and surname:

Class: Date:



1 Match the picture and word. Trace the word.



scissors

crayon

pencil

glue

2 Read and colour the pots.



orange



green

purple

pink

black

3 Count, write the number and trace the word.



six

seven

eight



Name and surname:

Class: Date:

1 Read and colour the objects.




an orange crayon



a pink rubber



a black pencil



purple scissors




a brown book

2 Match the picture with a number. Trace the word.




eight



nine



ten



six



seven

Unit 3: Mixed Ability

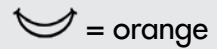

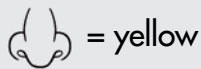

MA

Name and surname:



Class: Date:



1 Colour the parts of the body. Use the code.



2 Draw what is missing.



Unit 3: Mixed Ability


MA

Name and surname:

Class: Date:



1 Read and colour the monster.



1. The eyes are orange.
2. The nose is blue.
3. The mouth is green.
4. The hands are red.
5. The ears are yellow.

2 Complete the word.



f e t

n s e

e r s

y e s

h a n d

3 How many? Count and write the number.



feet

hands

eyes

mouths

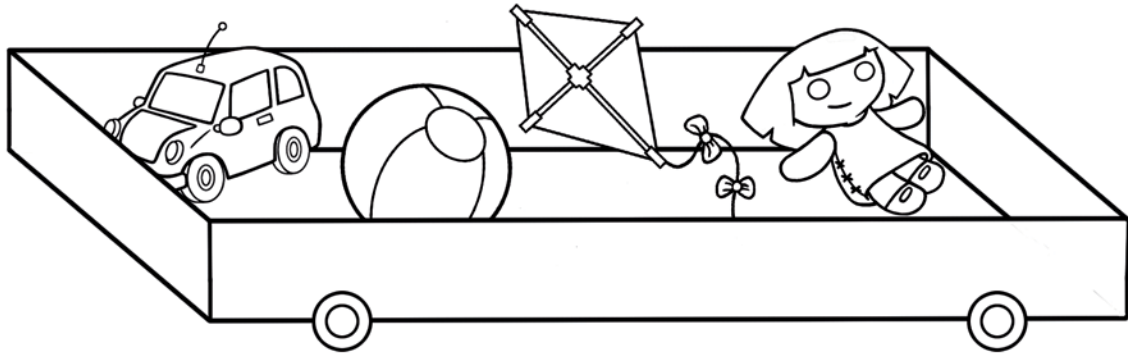
Unit 4: Mixed Ability

MA

Name and surname:
Class: Date:

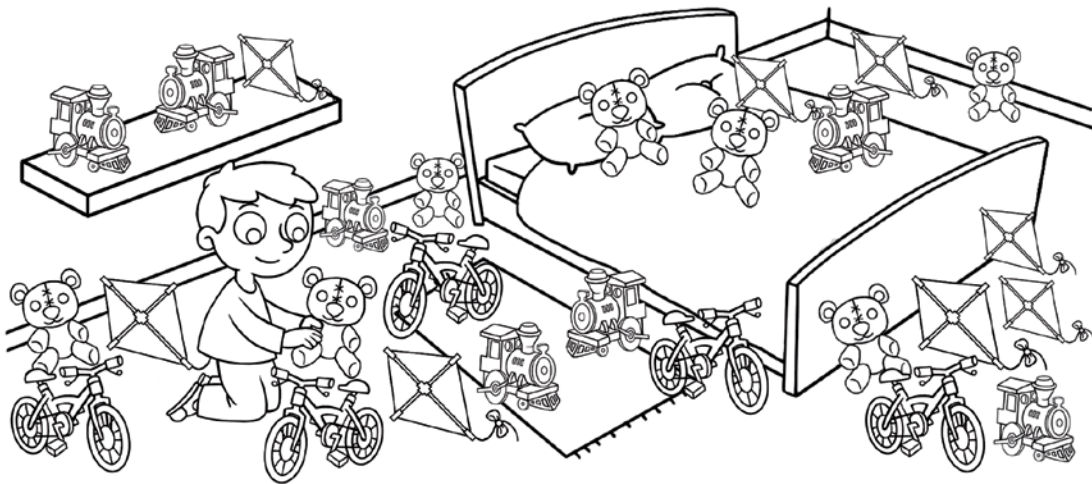


1 What's in the toy box? Circle the words you can see.



ball train teddy bear doll kite bike car

2 How many? Count and colour.



- 1. I can see teddy bears.
- 2. I can see trains.
- 3. I can see bikes.
- 4. I can see kites.

Unit 4: Mixed Ability

MA



Name and surname:

Class: Date:

1 Match the toy to the correct word and complete.




to ll



tr i




k te



ol

2 Complete the sentences with: **ride** or **fly**.



.....
.....

a kite



.....
.....

a bike

3 Complete the sentences.



Marina is on a

.....
.....



Stella is on a

.....
.....

Unit 5: Mixed Ability


MA



Name and surname:

Class: Date:

1 Look at the pictures and match them to the family words. Colour the pictures.



brother
mummy
sister
daddy

2 Circle the odd one out.



3 Complete the sentences with **big** or **small**.



The duck is

The dog is

The cat is

Unit 5: Mixed Ability

MA



Name and surname:

Class: Date:

1 Who can you see? Complete the sentence.

mummies
daddies
grandmas
grandpas

brothers
sisters
babies



I can see

.....

.....

2 Write the family names.

grndmaa

.....

.....

threbro

.....

.....

tsisre

.....

.....

3 Write sentences about the animals using **big** and **small**.



.....

.....

Unit 6: Mixed Ability

MA


Name and surname:

Class: Date:



1 Write the word.

apple orange carrot lettuce milk



2 Count and write the number.



apples

bananas

carrots

sandwiches

tomatoes

3 Complete the sentences.



I like _____

I don't like _____



Unit 6: Mixed Ability

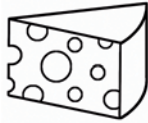
MA



Name and surname:

Class: Date:

1 Write the words.



.....
.....



.....
.....



.....
.....



.....
.....




.....
.....



.....
.....

2 Write what Terry likes and what Terry doesn't like.



I like

I don't like

.....
.....

3 Answer the question. What do you like?



I like

I don't like