

Key

science



mixed-ability worksheets

PHOTOCOPIABLE MATERIAL



www.yoquieroaprender.com

Author

Cristina Quincy

Editorial coordination

Covadonga Zubia

Illustration

Jesús Aguado

Cover and interior design

Diana López

Layout

sergioperez.es

Editorial director

Janet Wilson-Smith

It is prohibited, except under prevision by law, the distribution of, or alteration of this material without authorization. Infringement of the rights of distribution of this work will constitute a crime against intellectual property (articles 270 and following of the Penal Code).



Contents

Unit 1 Reinforcement	4
Unit 1 Extension	5
Unit 2 Reinforcement	6
Unit 2 Extension	7
Unit 3 Reinforcement	8
Unit 3 Extension	9
Unit 4 Reinforcement	10
Unit 4 Extension	11
Unit 5 Reinforcement	12
Unit 5 Extension	13
Unit 6 Reinforcement	14
Unit 6 Extension	15
Unit 7 Reinforcement	16
Unit 7 Extension	17
Unit 8 Reinforcement	18
Unit 8 Extension	19
Unit 9 Reinforcement	20
Unit 9 Extension	21
Unit 10 Reinforcement	22
Unit 10 Extension	23
Unit 11 Reinforcement	24
Unit 11 Extension	25
Unit 12 Reinforcement	26
Unit 12 Extension	27

Unit 1 reinforcement

Name: Date:

1. Look at the pictures. Write *living* or *non-living*.

(a)



living

(b)



(c)



(d)



(e)



(f)



2. Complete the sentences.

living • grow • die • life • don't

- Living things begin _____. They _____ and then die. Birds and trees are _____ things.
- Non-living things _____ grow. They are not born and don't _____.

3. Read the sentences and write *True* or *False*.

- a) All living things begin life and die. True
- b) Only animals and plants are living things. _____
- c) Things that don't live are called non-living things. _____
- d) Living things don't have common characteristics. _____
- e) Non-living things can be natural or artificial. _____

4. Circle living things in green and non-living things in red.

dog house mushroom tree insect
 bear horse stone water bird



Unit 1 extension

Name: Date:

1. Read and draw.



a) They can't make their own food.
But they can move.



b) They can make their own food.
But they can't move.




c) They can't move around and they can't
produce their own food.



d) They are very small. We can make yoghurt
with them.

2. Complete the sentences and the crossword.



- The way living things get food is called _____.
- People make _____ things.
- _____ are micro-organisms.
- We need our _____ to react to information.
- A mushroom is a _____.
- Water makes plants _____.
- To grow, living things need _____.

3. Read and guess. What is it?

I'm not a plant, and I'm not an animal.
I'm not a microbe, and I'm not a mineral.
I wear a nice hat and I'm in the forest.

What am I?
I'm a _____.

Unit 2 reinforcement

Name: Date:

1. Write the correct life process under each picture.

(a)



s _____

(b)



n _____

(c)



r _____

2. Read and complete the text.

children • information • food • life • ~~living~~ • reproduction

People are _____ living _____ things. Like animals, we carry out three _____ processes: nutrition, sensitivity and _____. Our senses give us _____ about the world around us. People reproduce and have _____. Humans need _____ to grow and live.

3. Read and complete.

blood • kidneys • brain • skeletal • lungs • sense • ovaries • ~~stomach~~ • system • testes

Life processes

Nutrition

The _____ stomach _____ is part of the digestive system.
The _____ are part of the respiratory system.
The circulatory system moves _____ around our body.
The _____ are part of the excretory system.

Sensitivity

_____ organs get information from the world around us.
The nervous system sends information to the _____.
The muscular and _____ system makes us move.

Reproduction

The reproductive _____ carries out the function of reproduction.
The _____ are male organs.
The _____ are female organs.

Unit 2 extension

Name: Date:

1. Complete the sentences.



a) Childhood is the time when we learn _____
_____.



b) Adulthood is the life stage after we are _____
_____.



c) Old age is the time when our bodies _____
_____.

2. Answer the questions.

a) Which are the stages of life?

The stages of life are _____

b) For how long are we babies?

We are babies until _____

c) When do we stop growing?

We stop growing _____

d) When do people start to look like adults?

People start _____

3. Match the words with their definition.

Adulthood •

Height •

Weight •

Teens •

Elderly •

• How heavy you are.

• Adolescent girls and boys.

• Old age people.

• How tall you are.

• Men and women between young adulthood and old age.

4. Look at the picture and write the foods you can eat for lunch and for dinner.



Lunch:

Dinner:

Unit 3 reinforcement

Name: Date:

1. Label the picture.

Nostril
Nasal cavity
Olfactory area



2. Write the words that correspond to the definitions.

- a) The sense organ for smelling. _____ nose _____
- b) When we breathe, the air goes into them. _____
- c) It is part of the nose and it perceives smell. _____
- d) We can smell thanks to this sense. _____

3. Tick the sentences that are correct.

- a) We use our tongue to taste different foods and drinks.
- b) The sense of taste is connected to the sense of hearing.
- c) Taste buds can tell us the difference between flavours.
- d) There are four basic flavours: sweet, salty, bitter and sour.

4. Match the words with the organs and the corresponding senses.

sweet perfume song soft blue	eyes ear hand nose tongue	touch taste smell hearing sight
--	---------------------------------------	---

5. Complete the table.

Organ	Sense	Example
ear	hearing	We hear with our ears.
nose		
		We can see colours.
hands	touch	
	taste	I like the taste of sweet things.



Unit 3 extension

Name: Date:

1. Colour code the words belonging to the same sense. Then write.

retina	fingertips	eyeball	nasal cavity	stirrup	ear
skin	cochlea	nose	hand	tongue	pupil
iris	taste buds	eye	hammer	eardrum	small bones
anvil	olfactory area	eyelashes	eyebrows	eyelids	nostrils

(blue) Hearing: hammer

(red) Sight: _____

(yellow) Taste: _____

(orange) Smell: _____

(green) Touch: _____

2. Match and make sentences.

- | | | |
|--------------------------------|---|--|
| The different parts of the ear | • | the retina, the iris and the pupil. |
| The skin is the sense organ | • | that allow us to taste different flavours. |
| We can divide the ear into | • | work together to transmit sound to the brain. |
| The eyeball consists of | • | three main parts: outer, middle and inner ear. |
| Our tongue has got taste buds | • | for touching and feeling things. |

3. Complete the sentences.

cold • sunglasses • head • hands • heat • sun

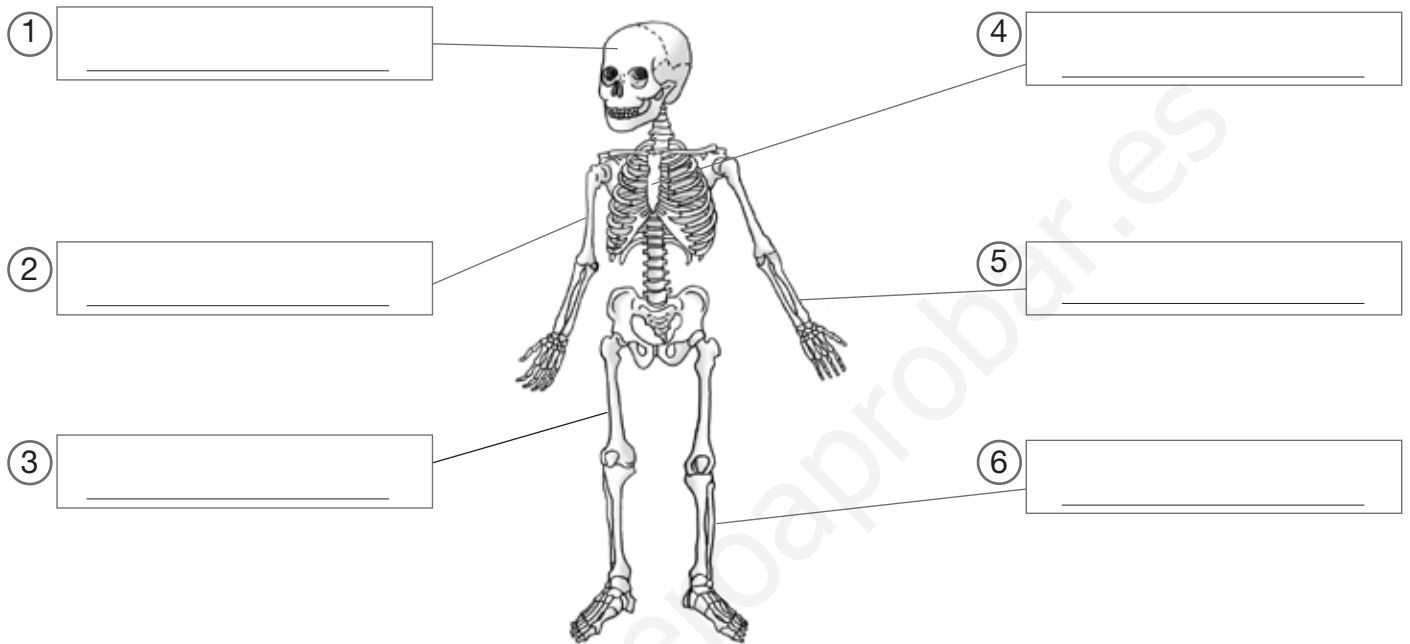
- Hats protect our _____ from _____.
- _____ protect our eyes from the _____.
- Gloves protect our _____ from _____.

Unit 4 reinforcement

Name: Date:

1. Match the names to the different parts of the skeleton.

fibula • sternum • humerus • radius • skull • femur



2. Complete the word map.

connect • ~~hard~~ • humerus • joints • move • relax • skeleton • elastic

Parts of the skeletal and muscular system

Bones

- They are very hard.
- They form our _____.
- The femur and the _____ are bones.

Muscles

- They are _____.
- They contract and _____.
- They make bones _____.

Joints

- They _____ bones.
- The elbow and the knee are _____.

3. Complete the sentences.

- The different parts of our skeletal and muscular system work together to make our body move.
- When muscles contract they become _____.
- Some movements are called voluntary because we _____.
- We produce involuntary movements _____.



Unit 4 extension

Name: Date:

1. Read and write examples.

- a) Muscles we use to walk: _____
- b) Bones we use when we walk: _____
- c) Bones we use to write: _____
- d) Muscle we use to move our mouth: _____


2. Read the text. Find five mistakes and cross them out.

We can run, smell and dance because the skeletal and muscular system moves our bodies. The skeletal and muscular system has three different parts to do this: bones, muscles, skin and joints. They work together when we move. The skeleton holds up our bodies and protects the internal parts. Muscles contract to help our bones move. Together they form the musculature and the nervous system. Joints are the place where bones and muscles join together. For example, knees and ankles allow us to walk and write.

3. Answer the questions.

- a) What is an X-ray? _____
- b) What is the skeletal and muscular system? _____
- c) What is a semi-movable joint? _____
- d) What is the skeleton? _____

4. Draw yourself swimming in the sea. Colour the joints you use when you swim.

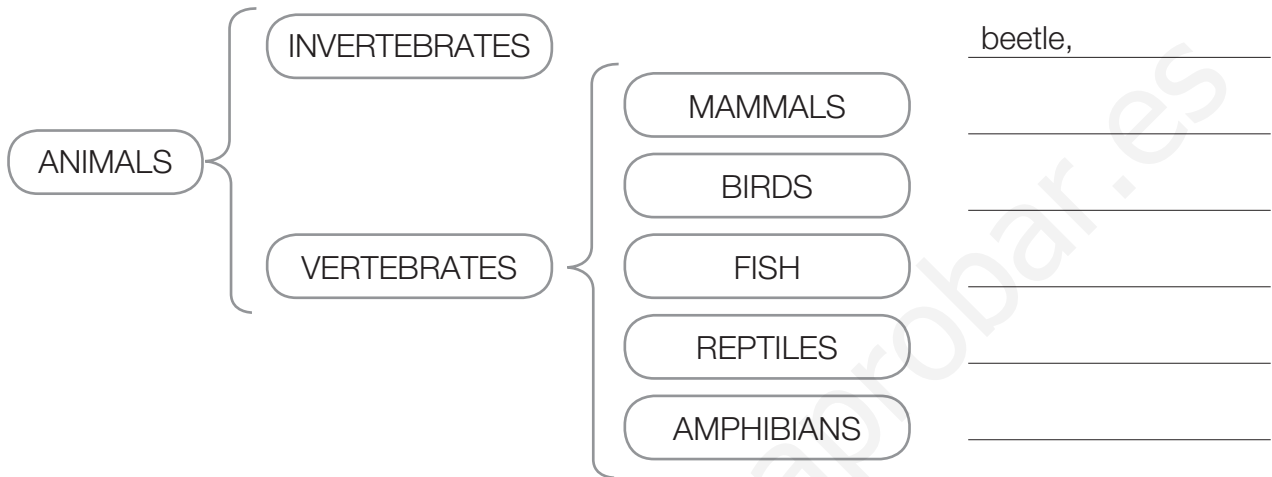


Unit 5 reinforcement

Name: Date:

1. Write the animals under the correct category.

snail • eagle • shark • cow • fly • cat • frog
 lizard • duck • crocodile • salamander • eel • ~~beetle~~



2. Complete the texts choosing the words from the boxes.

a) Mammals are _____ because they are born from their mother's body. They _____ in different ways. Some walk, other _____ and some fly.

move
swim
viviparous

b) Birds are oviparous animals. They are born from _____. All birds have two legs and two _____. They can _____ and walk.

eggs
fly
wings

c) Most fish are born from eggs and are _____. They can live in salt water or fresh _____. They have _____ and scales.

oviparous
fins
water

d) Reptiles are _____ from eggs and have _____. Some have four _____ and other have no legs. They can move very fast.

born
limbs
scales

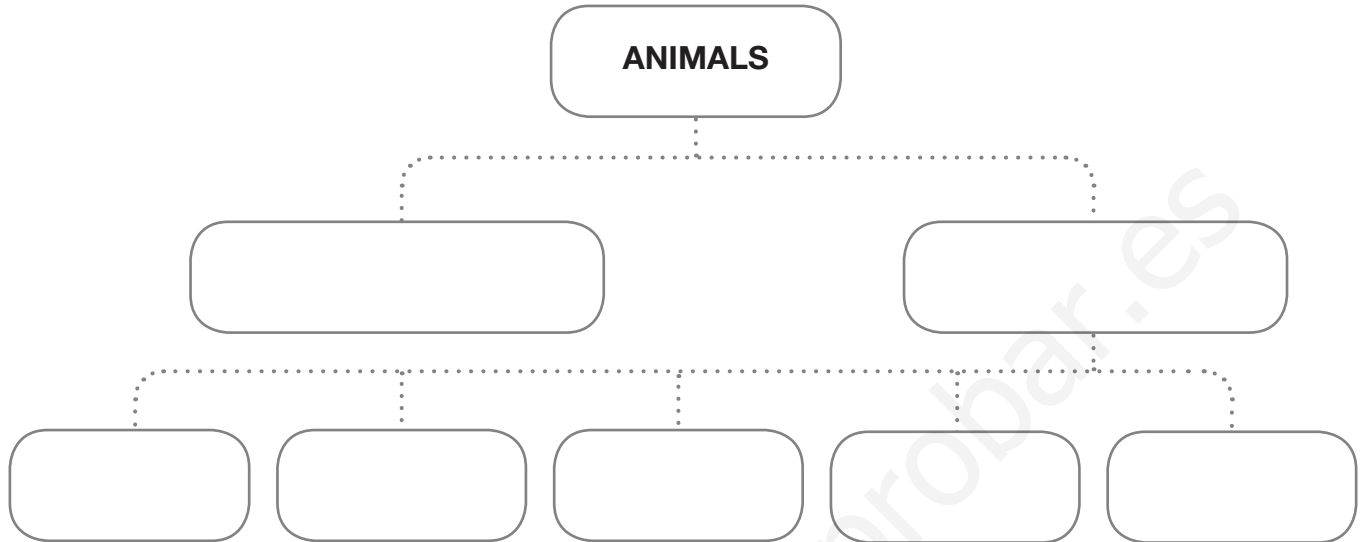
e) Frogs and salamanders are _____ and they live in the water and on _____. Their bodies have no hair, _____ or scales.

amphibians
land
feathers

Unit 5 extension

Name: Date:

1. Complete the classification of animals.



2. Complete the sentences.

fly • walk • fins • legs • slither • wings • body • swim

- Fish _____ with their _____.
- Birds _____ with their _____.
- Cats _____ with their _____.
- Snakes _____ with their _____.

3. Write about these animals.

Oviparous animals:



They are born from eggs.

Viviparous animals:



Unit 6 extension


Name: Date:

1. Match the words to the definitions.

- | | |
|---------------|---|
| Germination • | • Transformed pistil that has seeds inside. |
| Cuttings • | • Is the transfer of pollen grains to the plant for reproduction. |
| Seeds • | • When a seed falls to the ground, finds enough water and grows. |
| Fruit • | • When plants grow from small pieces of stem or root. |
| Pollination • | • The small parts of a plant from which a new plant is born. |

2. Write the name of these vegetables.

broccoli • carrots • cauliflower • asparagus
leek • lettuce • pepper • tomato • spinach



3. Now group them under each category.

- Leaves: _____
- Flowers: _____
- Roots: _____
- Stem: _____
- Fruit: _____



Unit 7 reinforcement

Name: Date:

1. Match to make sentences.

- | | | | |
|---------------------|---|---|---|
| We can represent | • | • | round. |
| The Earth is | • | • | the name of the continents, countries and oceans. |
| Most globes include | • | • | imaginary points. |
| Cardinal points are | • | • | the Earth on a flat surface. |

2. Read and complete the text.

atmosphere • gaseous • land • ~~planet~~ • water • states

- The Earth is a blue planet because it is has a lot of _____.
- It is made of water, _____ and a layer of air around it called _____.
- On the Earth we can find water in different _____: solid, liquid and _____.

3. Order the sentences to explain the water cycle.

- | | |
|---|---|
| <input type="checkbox"/> The water vapour rises into the air. | <input type="checkbox"/> The water becomes water vapour. |
| <input type="checkbox"/> It falls on the land, seas and oceans. | <input type="checkbox"/> It then gets cold and becomes water drops. |
| <input checked="" type="checkbox"/> 1 The Sun heats the water on Earth. | <input type="checkbox"/> The water in the clouds becomes rain. |
| <input type="checkbox"/> They form clouds of different types and sizes. | <input type="checkbox"/> The water returns to the sea. |

4. Complete the sentences.

- Continents are large _____.
- Islands are smaller _____.
- Oceans are very big areas of _____.
- Seas are smaller than _____.
- Minerals are materials we can find _____.
- Rocks are part of _____.

Unit 7 extension

Name: Date:

1. Write the cardinal point in the appropriate place.

W – West
N – North
E – East
S – South



2. Read and write *True* or *False*.

- a) The Earth is flat. _____
- b) A globe is an unrealistic way to represent the Earth. _____
- c) The North Pole is at the top of the Earth. _____
- d) Globes don't include the names of the continents. _____
- e) Maps represent the Earth on a round surface. _____
- f) World maps represent a part of the Earth. _____

3. Read and label the map.

Badajoz is the city in the West.

Valencia is in the East.

Málaga is in the South.


Vitoria-Gasteiz is in the North.



Unit 8 reinforcement

Name: Date:

1. Unscramble and find the planets and satellite of the Solar System.



1. ~~OMON~~
2. TEENPUN
3. CEMURYR
4. PJIEURT
5. NEVUS
6. NUARSU
7. UNS
8. TARUSN
9. RATHE
10. RMSA

2. Match to make sentences.

- | | | |
|------------|---|---|
| Stars | • | • reflect the light of a star. |
| Planets | • | • are made of ice and rocks. |
| Meteorites | • | • have their own light. |
| Comets | • | • orbit around a planet. |
| Satellites | • | • fall to Earth and can be giant rocks. |

3. Complete the sentences.


- a) Our galaxy is called the Milky Way.
- b) And our planet is called _____.
- c) Our planet's satellite is called _____.
- d) The name of the eight planets of our Solar System are _____,
 _____, _____, _____,
 _____, _____, _____.



Unit 8 extension

Name: Date:

1. Look at the different phases of the Moon. Write the names of the phases of the Moon under the pictures. Then draw and label the last phase of the Moon.




2. Read and tick (✓) the correct sentences.

- a) It takes twenty-eight days for the Moon to go around the Earth.
- b) The Moon looks the same as it goes around our planet.
- c) Mars orbits the Sun and causes the five seasons.
- d) The Earth takes 365 days to orbit the Sun.
- e) The Moon orbits the Earth.
- f) The Earth takes two days to rotate around its own axis.

3. Now rewrite the incorrect sentences.

4. Read and answer the question.

Imagine the next full moon is on July 3rd.
How many full moons are there in August and September?




Unit 9 reinforcement

Name: Date:

1. Look at the picture and number the different things of the landscape.

_____ 1 _____ cliff _____ island _____ beach _____ bay _____ cape



2. Read and write *True* or *False*.

- a) There are two types of landscapes, natural and man-made. _____ True _____
- b) Man-made landscapes are artificial and are made by people. _____
- c) Natural landscapes are areas with many artificial features. _____
- d) The foot is the top of a mountain, where you finish climbing. _____
- e) Flat areas that are higher than plains are called plateaux. _____
- f) A mountainous relief has mountains and valleys. _____

3. Read and complete the text.

plains • slope • ~~landforms~~ • summit • flat • foot • reliefs • hills

Mountains are very tall _____ landforms _____. They have three main parts: the _____ is the bottom of the mountain, the _____ is the inclined part you have to climb, and the _____ is the top of the mountain. Flat _____ have no mountains. They have _____ and sometimes small elevations called _____. Plateaus are _____ areas higher than plains.

4. Complete the sentences.

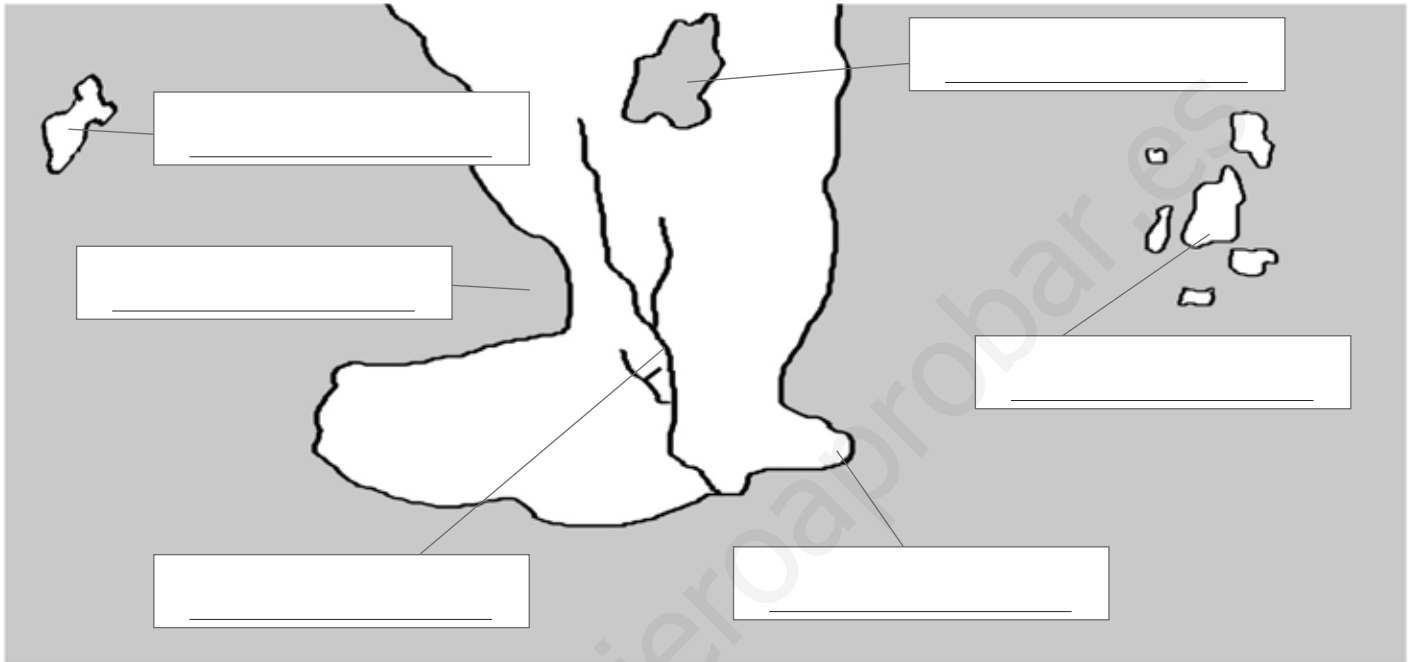
- a) _____ Beaches _____ are flat and have sand.
- b) _____ are landforms that stick out into the sea.
- c) _____ are extension of land that have the sea all around.
- d) _____ cut into the sea.

Unit 9 extension

Name: Date:

1. Label the map with the words in the list.

cape • gulf • island • archipelago • lake • river



2. Make groups of words. Circle in red words related to mountain landscapes, in blue flat landscapes, in green seawater landscapes, in yellow fresh waters and brown artificial landscapes.

bay beach bridge coast football pitch river peninsula
 hill subterranean waters house lake lowland mountain range
 reservoir plain road slope plateau summit valley

3. Now complete the table with all the words from activity 2.

LANDSCAPES				
NATURAL				ARTIFICIAL
Relief		Water		
Mountain	Flat	Fresh water	Seawater	

Unit 10 reinforcement

Name: Date:

1. Look at these pictures. What part of the city are they showing?



This is _____.

This is _____.

2. Read and complete the text with words from the list.

agriculture • ~~cities~~ • districts • flats • inhabitants
neighbours • offices • parks • travel • villages

- Many people live in _____ cities _____. Most inhabitants in a city live in _____ and work in _____, factories and shops.
- A city normally has different _____: the historic centre, modern neighbourhoods and industrial _____.
- People _____ long distances to move from one place to another.
- _____ are smaller than cities. People normally know their _____ and they normally work near where they live. Most rural _____ work in _____ or in farms.

3. Match the expressions with the definitions.

- Urban population •
- Rural population •
- Active population •
- Inactive population •

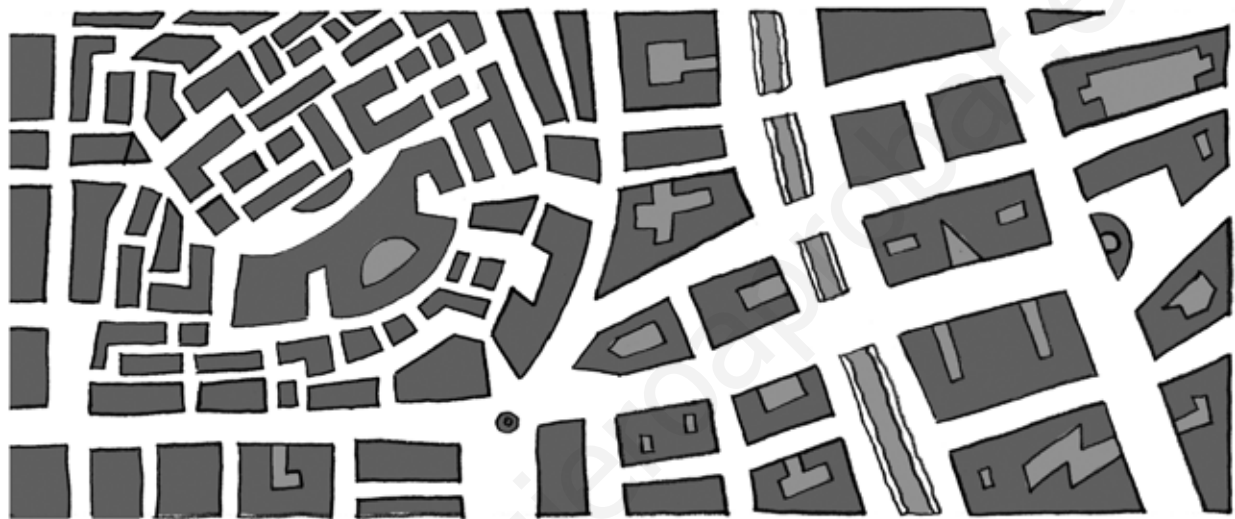
- People who are ill, too young or too old to work.
- People that live in cities.
- People that live in villages.
- People who are old enough to work.

Unit 10 extension

Name: Date:

1. Follow the instructions.

- Find the historic centre in the map. Colour it green.
- Find the modern neighbourhoods. Colour them yellow.
- Draw cars, buses and people.
- Draw buildings and traffic lights.
- Draw some green areas.
- Where are you? Draw yourself and your friends.



2. Imagine a journalist interviews you. Answer the questionnaire.

1. Where do you live? Is it a village or a city? What is it called?
2. In which area of Spain do you live? What is your province?
3. Is your area old or modern? Is it big or small?
4. What is the name of your street? Is it a nice street?
5. Do you know your neighbours? Do you have many friends?
6. How do you go to school? Is it far or close to where you live?
7. What do you like most about where you live?

Unit 11 reinforcement

Name: Date:

1. Complete the sentences with words from the list.

meetings • campaign • councillors • government • ~~districts~~ • mayor • population • vote


- A municipality is a territory made up of one or more _____ districts_____.
- We can classify municipalities by their size, _____ and number of districts.
- Citizens belonging to a municipality can _____ when they are over eighteen years old.
- They can choose their mayor and _____ in the local elections.
- In the election _____, candidates explain how they can improve their municipality.
- After the elections, the people of the elected party form a local _____.
- The _____ is in charge of the government and the councillors help him or her.
- They organise and work for the municipality and decide things in council _____.

2. Write the jobs under the corresponding municipal service.

bus driver
doctor
firefighter
gardener
nurse
police
librarian
street cleaner
water engineer
teacher

Health and social services	Environmental services	Civil protection services
Transport and road safety services		Education and cultural services

3. Choose and write the name of the corresponding municipal service under each picture.



Unit 11 extension

Name: Date:

1. Order the pictures.



2. Describe what candidates do before and after the elections.

- First, _____

- Then, _____

- Finally, _____

3. Find out about the municipality where you live in and answer these questions.

- What's the name of your municipality? _____

- What's the name of the mayor? _____



- How many people live in your municipality? _____

- Do you know where these things are in your area? Explain where.
 - hospital: _____
 - police station: _____
 - fire station: _____
 - municipal library: _____

Unit 12 reinforcement

Name: Date:

1. Look at the pictures. Who are these people?



2. Read and write *True* or *False*.

- a) Orange juice is a natural product. False
- b) Rain-fed crops only need rainwater. _____
- c) Deep sea fishing is fishing near the coast. _____
- d) The textile industry makes books. _____
- e) Taxi drivers offer transportation services. _____

3. Complete the sentences.

- a) Farmers need to _____ water _____ irrigated crops to make them grow.
- b) Miners _____ coal, iron or sand out of the ground.
- c) Artisans _____ crafts.
- d) Paper is an manufactured product that _____ from wood.
- e) Shopkeepers _____ products in shops.

4. Match the jobs with the services.

- | | | |
|-------------|---|------------------------|
| Journalist | • | Health services |
| Banker | • | Education services |
| Teacher | • | Business services |
| Actress | • | Financial services |
| Vet | • | Transport services |
| Shopkeeper | • | Communication services |
| Taxi driver | • | Tourism services |
| Stewardess | • | Leisure services |

Unit 12 extension

Name: Date:

1. Match the materials with the products and complete the table.

ring • wool • biscuits • wheat • gold
can of sardines • scarf • sardines

	Natural resources	Manufactured products
Crop farming		
Animal farming		
Fishing		
Mining		

2. Tick the industries and services you can find in your area.

- | | |
|--|---|
| <input type="checkbox"/> Health services | <input type="checkbox"/> Leisure services |
| <input type="checkbox"/> Business services | <input type="checkbox"/> Paper industry |
| <input type="checkbox"/> Transportation services | <input type="checkbox"/> Educational services |
| <input type="checkbox"/> Food industry | <input type="checkbox"/> Communication services |
| <input type="checkbox"/> Tourism services | <input type="checkbox"/> Textile industry |

3. Find information about an NGO and complete the fact sheet.

Name: _____

Number of volunteers: _____

Who they help: _____

How they help: _____

Where they help: _____



KEY SCIENCE 3

MIXED-ABILITY WORKSHEETS, ANSWER KEY

Unit 1. Reinforcement

1. Look at the pictures. Write living or non-living.

a) living; b) living; c) non-living; d) living; e) non-living; f) living.

2. Complete the sentences.

Living things begin life. They grow and then die. Birds and trees are living things.

Non-living things don't grow. They are not born and don't die.

3. Read the sentences and write True or False.

a) True; b) False; c) True; d) False; e) True.

4. Circle living things in green and non-living things in red.

Green: dog, bear, horse, mushroom, tree, insect, bird.

Red: house, stone, water.

Unit 1. Extension

1. Read and draw.

a. Animal. b. Plant. c. Fungi. d. Micro-organism.

2. Complete the sentences and the crossword.

1. nutrition; 2. artificial; 3. microbes; 4. senses; 5. fungus; 6. grow; 7. food

3. Read and guess. What is it?

I'm a mushroom.

Unit 2. Reinforcement

1. Write the correct life process under each picture.

a) sensitivity; b) nutrition; c) reproduction.

2. Read and complete the text.

People are living things. Like animals, we carry out three life processes: nutrition, sensitivity and reproduction. Our senses give us information about the world around us. People reproduce and have children. Humans need food to grow and live.

3. Read and complete.

Nutrition: The stomach is part of the digestive system. The lungs are part of the respiratory system. The circulatory system moves blood around our body. The kidneys are part of the excretory system.

Sensitivity: Sense organs get information from the world around us. The nervous system sends information to the brain. The muscular and skeletal system makes us move.

Reproduction: The reproductive system carries out the function of reproduction. The testes are male organs. The ovaries are female organs.

Unit 2. Extension

1. Complete the sentences.

a) Childhood is the time when we we learn to do many things.

b) Adulthood is the life stage after we are young and before we are old.

c) Old age is the time when our bodies are not very strong.

2. Answer the questions.

- a) The stages of life are infancy, childhood, adolescence, young adulthood, adulthood and old age.
b) We are babies until we are 2 years old.
c) We stop growing when we are adults. d) People start to look like adults when they are adolescent.

3. Match the words with their definition.

Adulthood – Men and women between youth and old age

Height – How tall you are

Weight – How heavy you are

Teens – Adolescent girls and boys

Elderly – Old age people

4. Look at the picture and write the foods you can eat for lunch and for dinner.

Model answer: Lunch: pasta, fish, fruit. Dinner: salad, eggs, yoghurt.

Unit 3. Reinforcement

1. Label the picture.

1. nostril; 2. olfactory area; 3. nasal cavity.

2. Write the words that correspond to the definitions.

a) nose; b) nostrils; c) olfactory area; d) smell.

3. Tick the sentences that are correct.

a, c, d.

4. Match the words with the organs and the corresponding senses.

sweet – tongue – taste

perfume – nose – smell

song – ear – hearing

soft – hand – touch

blue – eyes – sight

5. Complete the table.

The examples are model answers.

Organ	Sense	Example
ear	hearing	We hear with our ears.
nose	smell	We smell with our nose.
eyes	sight	We can see colours.
hands	touch	We can touch things.
tongue	taste	I like the taste of sweet things

Unit 3 Extension

1. Colour code the words belonging to the same sense. Then write.

Hearing: hammer, ear, cochlea, eardrum, anvil, small bones, stirrup

Sight: eye, retina, eyelids, iris, eyeball, pupil, eyelashes, eyebrows

Taste: tongue, taste buds
Smell: nose, nostrils, olfactory area, nasal cavity
Touch: skin, fingertips, hand

2. Match and make sentences.

The different parts of the ear work together to transmit sound to the brain.

The skin is the sense organ for touching and feeling things.

We can divide the ear into three main parts: outer, middle and inner ear.

The eyeball consists of the retina, the iris and the pupil.

Our tongue has got taste buds that allow us to taste different flavours.

3. Complete the sentences.

Hats protect our head from heat. Sunglasses protect our eyes from the Sun. Gloves protect our hands from cold.

Unit 4. Reinforcement

1. Match the names to the different parts of the skeleton.

1. skull, 2. humerus, 3. femur, 4. sternum, 5. radius 6. fibula.

2. Complete the word map.

Bones: They are very hard. They form our skeleton. The femur and the humerus are bones.

Muscles: They are elastic. They contract and relax. They make bones move.

Joints: They connect bones. The elbow and the knee are joints.

3. Complete the sentences.

b) When muscles contract they become shorter and they pull on bones.

c) Some movements are called voluntary because we make them when we want.

d) We produce involuntary movements without thinking.

Unit 4 Extension

1. Read and write examples

a) calf muscle, quadriceps

b) fibula, tibia

c) hand bones, radius

d) masseter

2. Read the text. Find five mistakes and cross them out.

We can run, ~~smell~~ and dance because the skeletal and muscular system moves our bodies.

The skeletal and muscular system has three different parts to do this: bones, muscles, ~~skin~~ and joints.

They work together when we move. The skeleton holds up our bodies and protects the internal parts. Muscles contract to help

our bones move. Together they form the musculature ~~and the nervous system~~.

Joints are the place where bones ~~and muscles~~ join together. For example, knees and ankles allow us to walk ~~and write~~.

3. Answer the questions.

a) An X-Ray is a picture that gives us information about our bones.

b) The skeletal and muscular system helps us move our body.

c) A semi-movable joint is a type of joint that makes small movements.

d) The skeleton is the internal structure that holds up our bodies, protects its delicate parts and helps us move.

4. Draw yourself swimming in the sea. Colour the joints you use when you swim.
Check the answers.

Unit 5 Reinforcement

1. Write the animals under the correct category.

Invertebrates: beetle, snail, fly

Mammals: cow, cat

Birds: duck, eagle

Fish: shark, eel

Reptiles: lizard, crocodile

Amphibians: frog, salamander

2. Complete the texts choosing the words from the box.

a) viviparous; move; swim

b) eggs; wings; fly

c) oviparous; water; fins

d) born; scales; limbs

e) amphibians; land; feathers

Unit 5 Extension

1. Complete the classification of animals.

Check word map.

2. Complete the sentences.

Fish swim with their fins.

Birds fly with their wings.

Cats walk with their legs.

Snakes slither with their body.

3. Write about these animals.

Check the answers.

Unit 6 Reinforcement

1. Complete the chart.

begin life, die; leaves; corolla, pistil.

2. Write sentences using the information from activity 1.

Plants begin life, grow and die.

They have stems, leaves and roots.

Flowers are made of a calyx, a corolla, stamens and a pistil.

3. Draw a flower and label the different parts.

Check the answers.

Unit 6 Extension

1. Match the words to the definitions.

Germination – When a seed falls to the ground, finds enough water and grows.

Cuttings – When plants grow from small pieces of stem or root.

Seeds – The small parts of a plant from which a new plant is born.

Fruit – Transformed pistil that has seeds inside.

Pollination – Is the transfer of pollen grains to the plant for reproduction.

2. Write the name of these vegetables.

a) carrots; b) spinach; c) broccoli; d) leek; e) lettuce; f) cauliflower; g) pepper; h) asparagus; i) tomato.

3. Now group them under each category.

Leaves: spinach, lettuce

Flowers: cauliflower, broccoli

Roots: carrots

Stem: leek; asparagus

Fruit: pepper, tomato

Unit 7 Reinforcement

1. Match to make sentences.

We can represent the Earth on a flat surface.

The Earth is round.

Most globes include the name of the continents, countries and oceans.

Cardinal points are imaginary points.

2. Read and complete the text.

The Earth is a blue planet because it has a lot of water.

It is made of water, land and a layer of air around it called atmosphere.

On the Earth we can find water in different states: solid, liquid and gaseous.

2. Order the sentences to explain the water cycle.

3 - 7 - 1 - 5 - 2 - 4 - 6 - 8.

3. Complete the sentences.

Continents are large areas of land on Earth.

Islands are smaller extensions of land.

Oceans are very big areas of salty water.

Seas are smaller than oceans.

Minerals are materials we can find as part of rocks.

Rocks are part of the land we live on.

Unit 7 Extension

1. Write the cardinal point in the appropriate place.

Check answers.

2. Read and write True or False.

a) False; b) False; c) True; d) False; e) False; f) False.

3. Read and label the map.

1. Vitoria-Gasteiz; 2. Valencia; 3. Badajoz; 4. Málaga.

Unit 8 Reinforcement

1. Unscramble and find the planets and satellite of the Solar System.

1. Moon; 2. Neptune; 3. Mercury; 4. Jupiter; 5. Venus; 6. Uranus; 7. Sun; 8. Saturn; 9. Earth; 10. Mars.

2. Match to make sentences.

Stars have their own light. Planets reflect the light of a star. Meteorites are made of ice and rocks. Comets fall to the Earth and

can be giant rocks. Satellites orbit around a planet.

3. Complete the sentences.

a) the Milky Way. b) the Earth; c) the Moon; d) Mercury, Venus, Earth, Mars, Jupiter, Saturn, Uranus, Neptune.

Unit 8 Extension

1. Look at the different phases of the Moon. Write the names of the phases of the Moon under the pictures. Then draw and label the last phase of the Moon.

a) full moon; b) last quarter moon; c) new moon; d) first quarter moon.

2. Read and tick ✓ the correct sentences.

Correct: a, d, e.

3. Now rewrite the incorrect sentences.

The Moon looks different as it goes around our planet; The Earth orbits the Sun and causes the four seasons; The Earth takes one day to rotate around its own axis.

4. Read and answer the question.

Two full moons in August and one in September.

Unit 9 Reinforcement

1. Look at the picture and number the different things of the landscape.

1. cliff; 4. island; 2. beach; 3. bay; 5. cape.

2. Read and write True or False.

a) True; b) True; c) False; d) False; e) True; f) True.

3. Read and complete the text.

Mountains are very tall landforms. They have three main parts: the foot is the bottom of the mountain, the slope is the inclined part you have to climb, and the summit is the top of the mountain. Flat reliefs have no mountains. They have plains and sometimes small elevations called hills. Plateaus are flat areas higher than plains.

4. Complete the sentences.

a) Beaches; b) Capes; c) Islands; d) Gulfs.

Unit 9 Extension

1. Label the map with the words in the list.

1. gulf; 2. island; 3. lake; 4. archipelago; 5. cape; river.

2. Make groups of words. Circle in red words related to mountain landscapes, in blue flat landscapes, in green seawater landscapes, in yellow fresh water and brown artificial landscapes.

Mountain: valley, summit, mountain range, slope.

Flat: plateau, plain, lowland, hill.

Fresh water: subterranean waters, lake, fountain.

Seawater: peninsula, bay, beach, coast.

Artificial: house, road, bridge, football pitch.

Unit 10 Reinforcement

1. Look at these pictures. What part of the city are they showing?

a) This is the city centre; b) This is an industrial park.

2. Read and complete the text with words from the list.

Many people live in cities. Most inhabitants in a city live in flats and work in offices, factories and shops.

A city normally has different districts: the historic centre, modern neighbourhoods and industrial parks.

People travel long distances to move from one place to another.

Villages are smaller than cities. People normally know their neighbours and they normally work near where they live. Most rural inhabitants work in agriculture or in farms.

3. Match the expressions with the definitions.

Urban population: People that live in cities.

Rural population: People that live in villages.

Active population: People who are old enough to work.

Inactive population: People who are too young or old to work.

Unit 10 Extension

1. Follow the instructions.

Check the answers.

2. Imagine a journalist interviews you. Answer the questionnaire.

Check the answers.

Unit 11 Reinforcement

1. Complete the sentences with words from the list.

b) population; c) vote; d) councillors; e) campaign; f) government; g) mayor; h) meetings.

2. Write the jobs under the corresponding municipal service.

Health and social services: doctors, nurses.

Environmental services: street cleaners, gardeners

Civil protection services: police, firefighters

Transport and road safety services: bus drivers

Education and cultural services: librarians, teachers

3. Choose and write the name of the corresponding municipal service under each picture.

a) Education and cultural services; b) Transport and road safety services; c) Environmental services.

Unit 11 Extension

1. Order the pictures.

2, 1, 3.

2. Describe what candidates do before and after the elections.

First, they explain how they can improve their municipality in the electoral campaign.

Then, the mayor and the elected councillors form the municipal government.

Finally, they meet to make municipal rules.

3. Find out about the municipality where you live in and answer these questions.

Check the answers.

Unit 12 Reinforcement

1. Look at the pictures. Who are these people?

a) This man is a farmer. b) These people are factory workers. c) This woman is a doctor.

2. Read and write True or False.

a) False; b) False; c) False; d) False; e) True.

3. Complete the sentences.

a) Farmers need to water irrigated crops to make them grow.

b) Miners take coal, iron or sand out of the ground.

c) Artisans make crafts.

d) Paper is an manufactured product that comes from wood.

e) Shopkeepers sell products in shops.

4. Match the jobs with the services.

banker - financial; teacher - education; actress - leisure; vet - health; shopkeeper - business;
taxi driver - transport; stewardess - tourism

Unit 12 Extension

1. Match the materials with the products and complete the table.

	Natural resources	Manufactures products
Crop farming	wheat	biscuit
Animal farming	wool	scarf
Fishing	sardines	can of sardines
Mining	gold	ring

2. Tick the industries and services you can find in your area.

Check the answers.

3. Find information about an NGO and complete the fact sheet.

Check the answers.