

Nombre: _____ Fecha: _____

Ficha 01

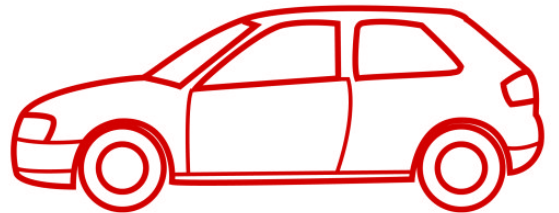
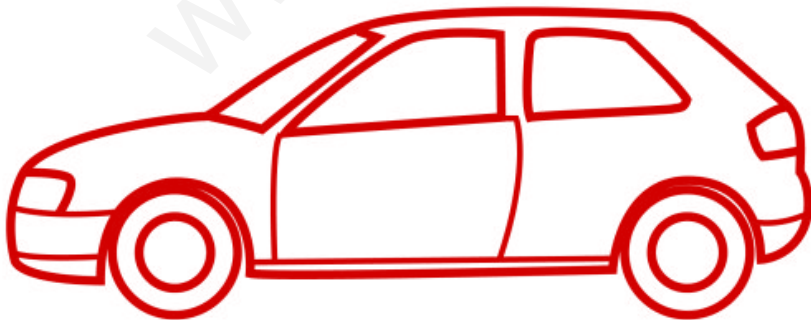


Colorea de marrón lo que está debajo de la mesa y de naranja lo que está encima.



Nombre: _____ Fecha: _____

Ficha 02


Colorea sólo los que van delante.



Nombre: _____ Fecha: _____

Ficha 03





Colorea las nubes que están alrededor del sol.



Nombre: _____ Fecha: _____

Ficha 04




Une con una línea los dibujos que se relacionan entre sí y píntalos.



Nombre: _____ Fecha: _____

Ficha 5

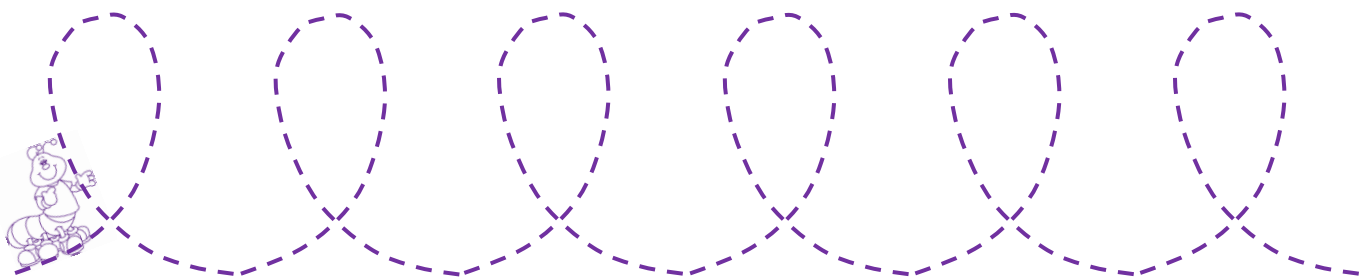
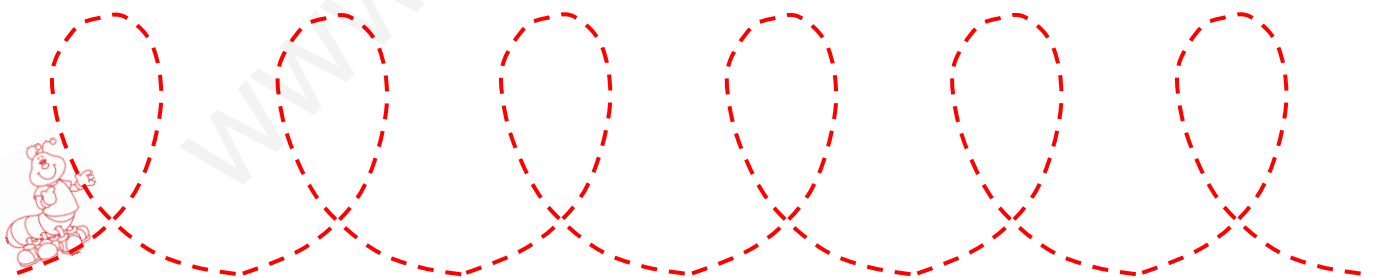

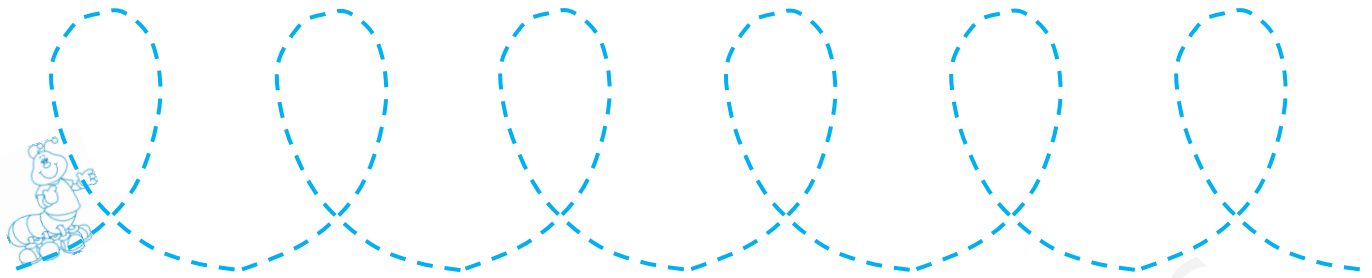
Colorea y escribe el número 6.



Nombre: _____ Fecha: _____

Ficha 6








Repasa las líneas y colorea las orugas.



Nombre: _____ Fecha: _____

Ficha 7



Colorea las figuras que tienen forma de triángulo.



Nombre: _____ Fecha: _____

Ficha 8

Une con una línea los objetos semejantes y píntalos.



Nombre: _____ Fecha: _____

Ficha 9

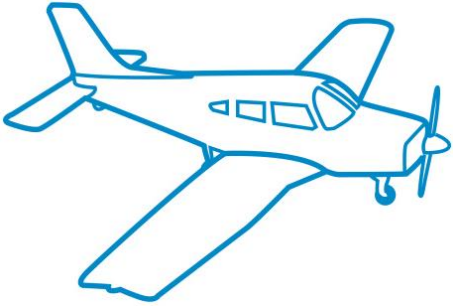



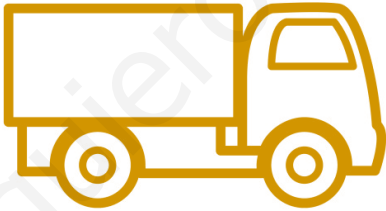




Escribe la letra e, repasa y colorea.



Nombre: _____ Fecha: _____

Ficha 10








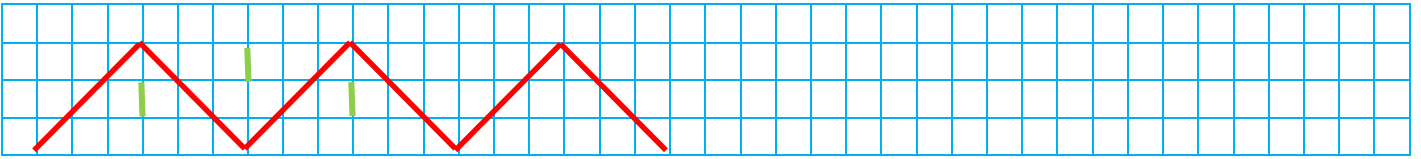
Colorea los dibujos y marca con un aspa los mas pequeños.

| | | |
|---|--|---|
|  |  |  |
|  |  |  |
|  |  |  |

Nombre: _____ Fecha: _____

Ficha 11

Continúa las cenefas.

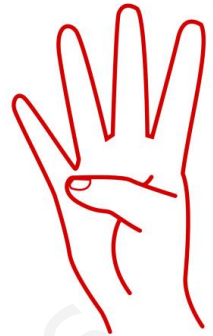


Nombre: _____ Fecha: _____


Ficha 12

Une los dibujos con su número y luego colorea.



1



2



3



4



5



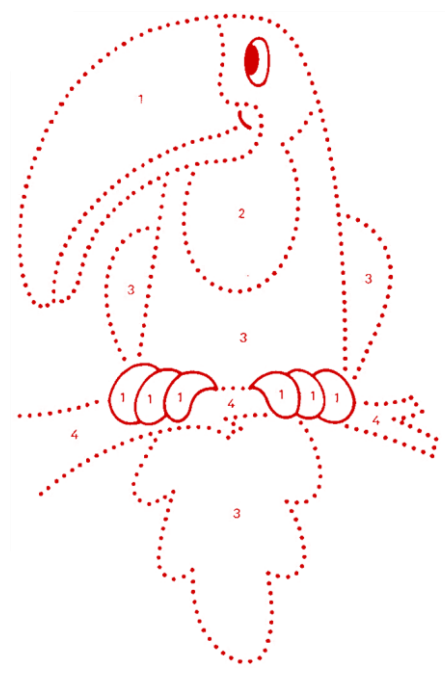
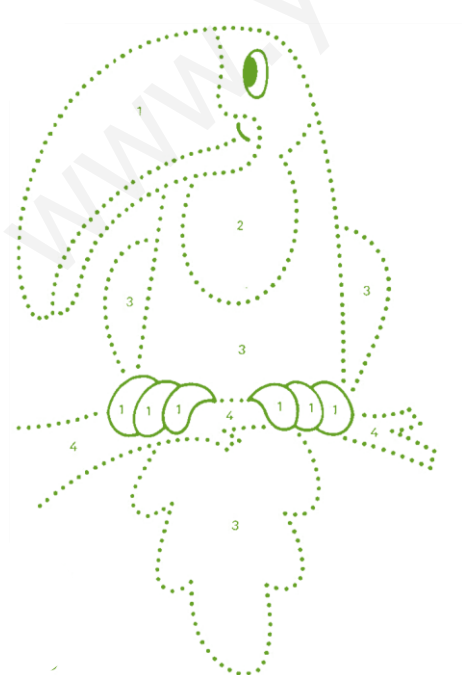
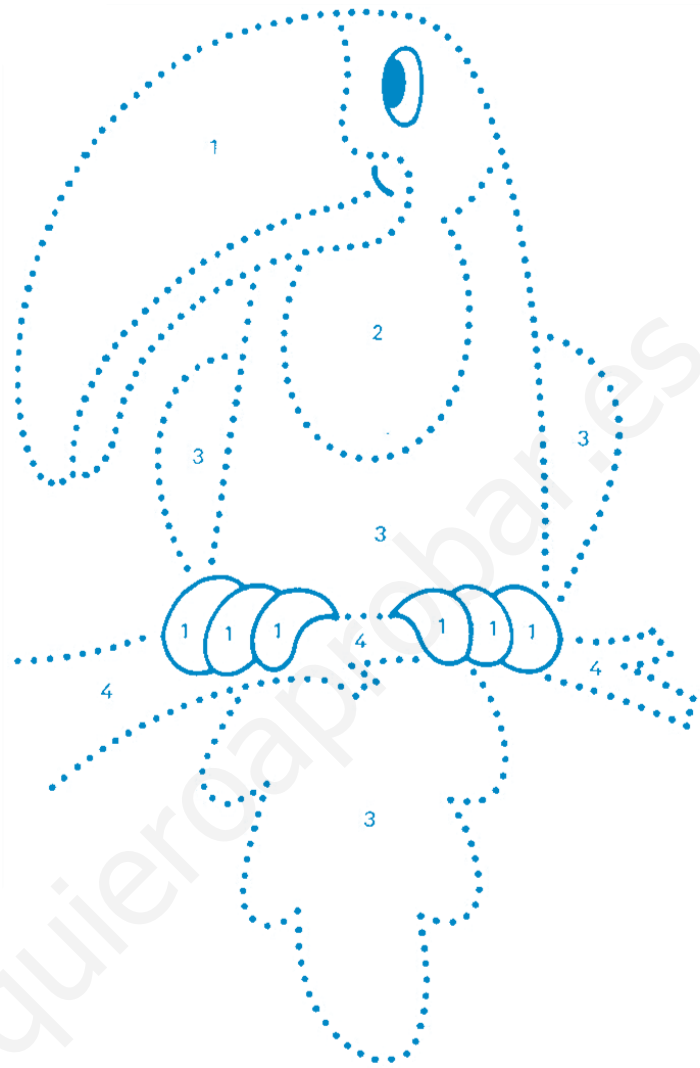
6

Nombre: _____ Fecha: _____

Ficha 13

Delinea las figuras y colorea según la clave.

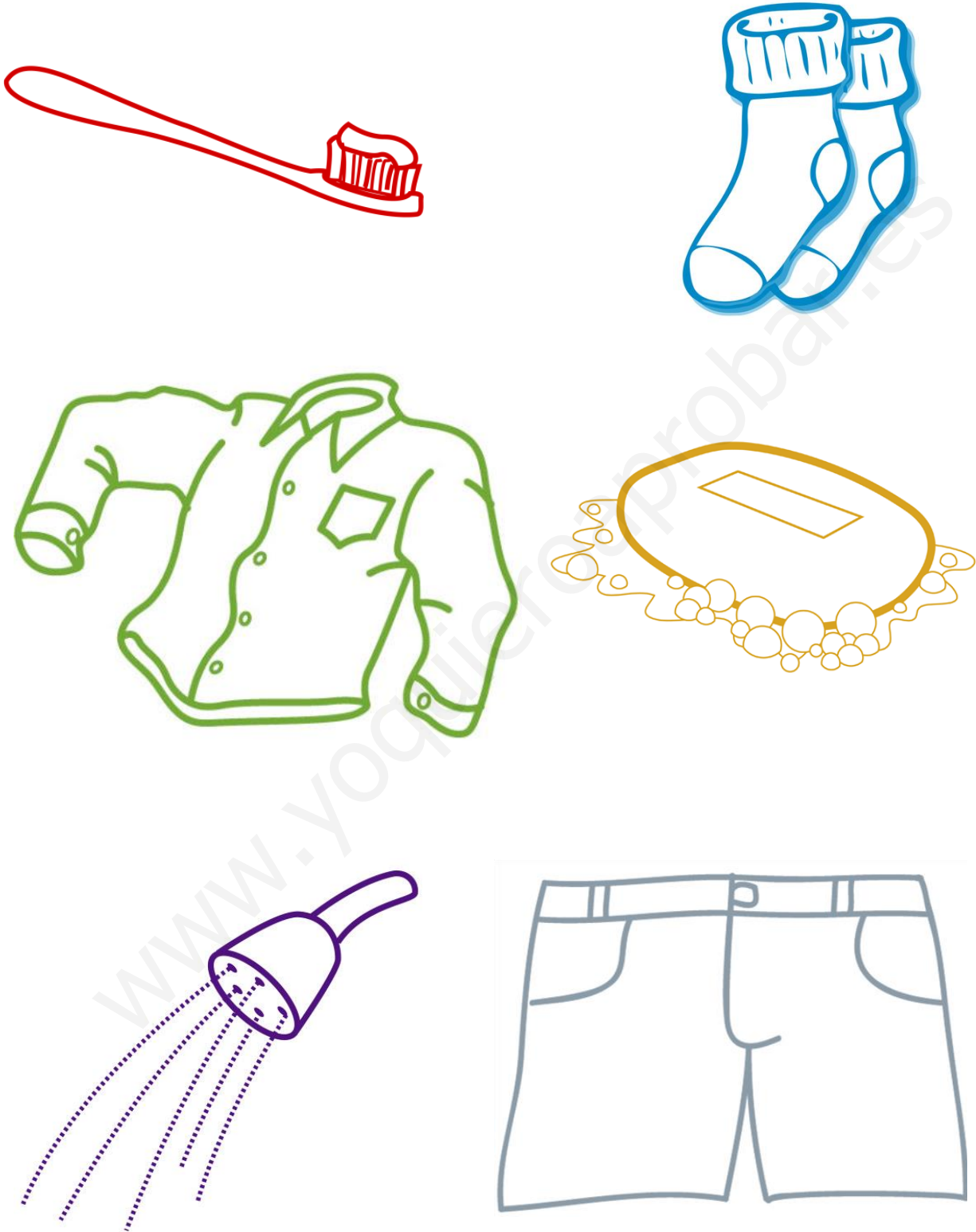
- 1
- 2
- 3
- 4



Nombre: _____ Fecha: _____

Ficha 14


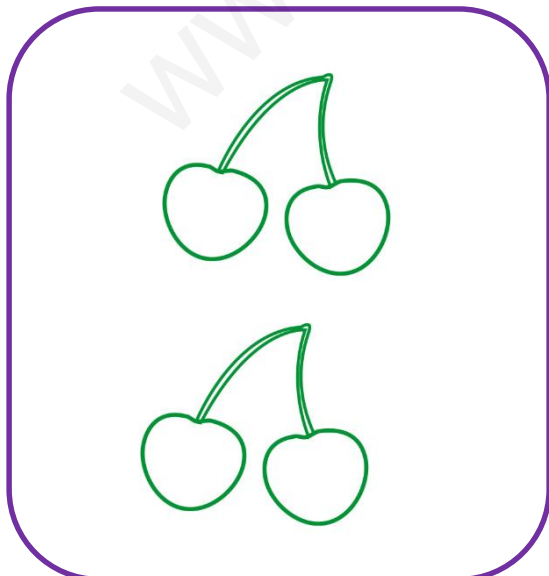



Colorea de rojo las cosas de aseo y de azul las de vestir.



Nombre: _____ Fecha: _____

Ficha 15

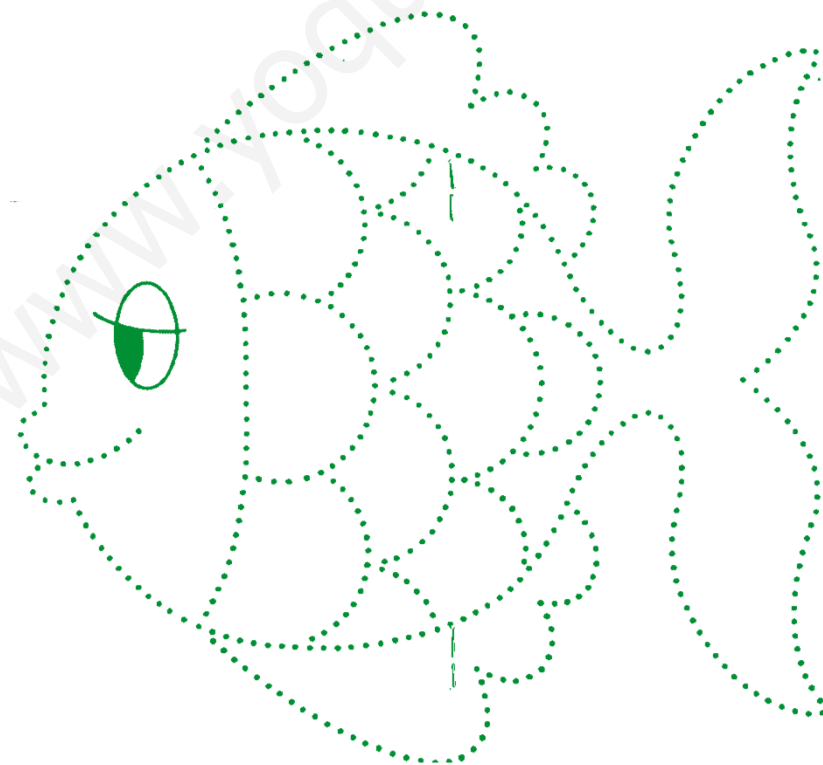

Une los recuadros que tienen igual cantidad de figuras y colorea.



Nombre: _____ Fecha: _____

Ficha 16



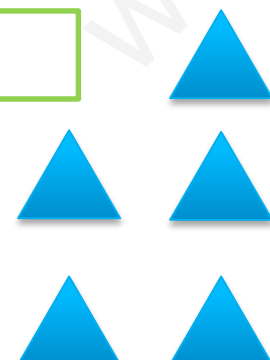






Delinea, colorea de rosa el animal que vuela y de azul el que nada.



Nombre: _____ Fecha: _____

Ficha 17

Escribe en cada recuadro la cantidad de elementos que corresponda.



Nombre: _____ Fecha: _____

Ficha 18

Delinea las olas y colorea de rojo los peces que estan nadando hacia arriba.

The worksheet contains ten horizontal wavy lines for tracing, alternating in color: red, green, blue, yellow, purple, red, green, blue, yellow, purple. Three fish illustrations are placed on the page: one on the right side of the blue line, one on the left side of the blue line, and one on the right side of the purple line. A large watermark 'www.yoquieroaprobar.es' is visible across the center of the page.

Nombre: _____ Fecha: _____

Ficha 19

Repasa los puntos de los conejos y colorea según la clave.

