

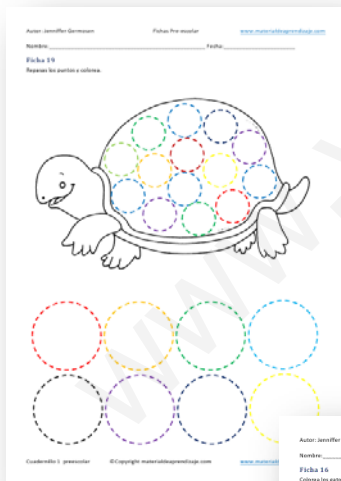


CUADERNILLO 5

Material de Aprendizaje



Fichas de aprestamiento y grafomotricidad, para trabajar la preescritura con los niños de inicial.



Nombre: _____ Fecha: _____

Ficha 1

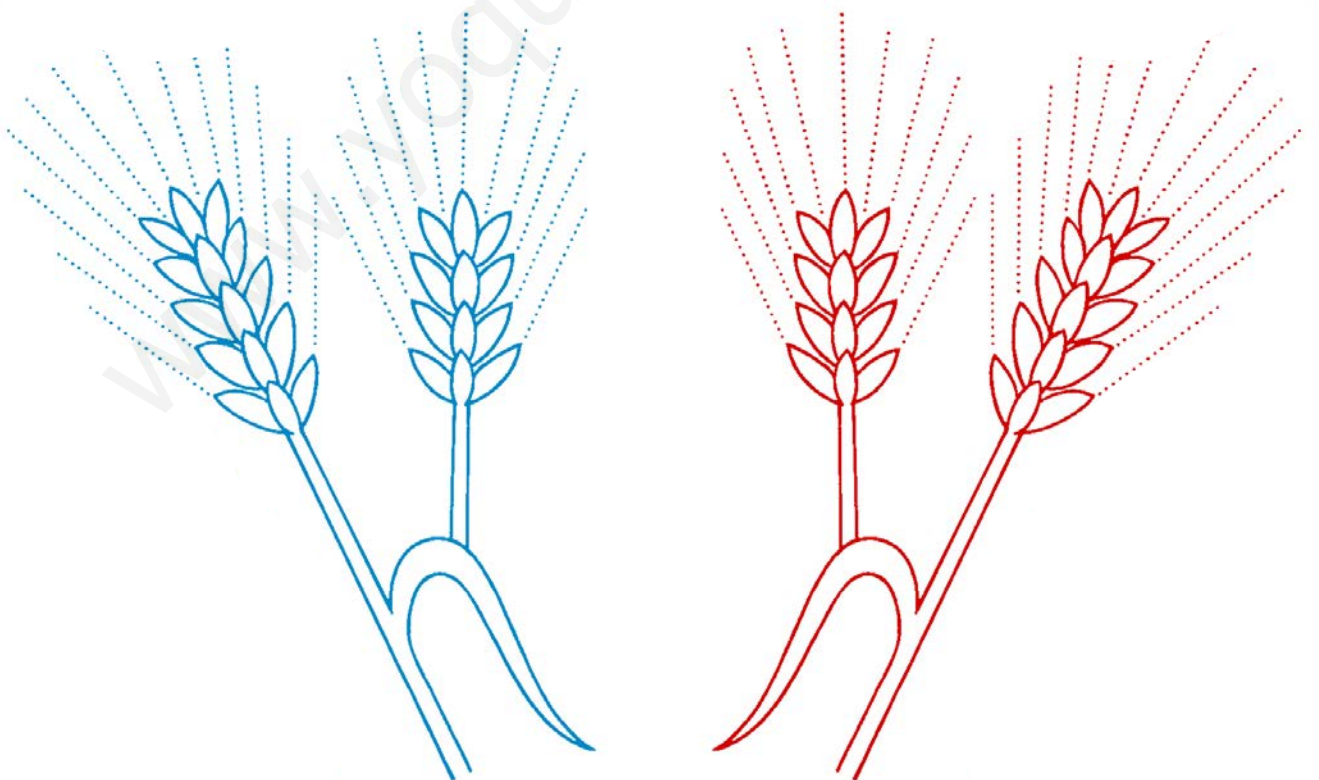
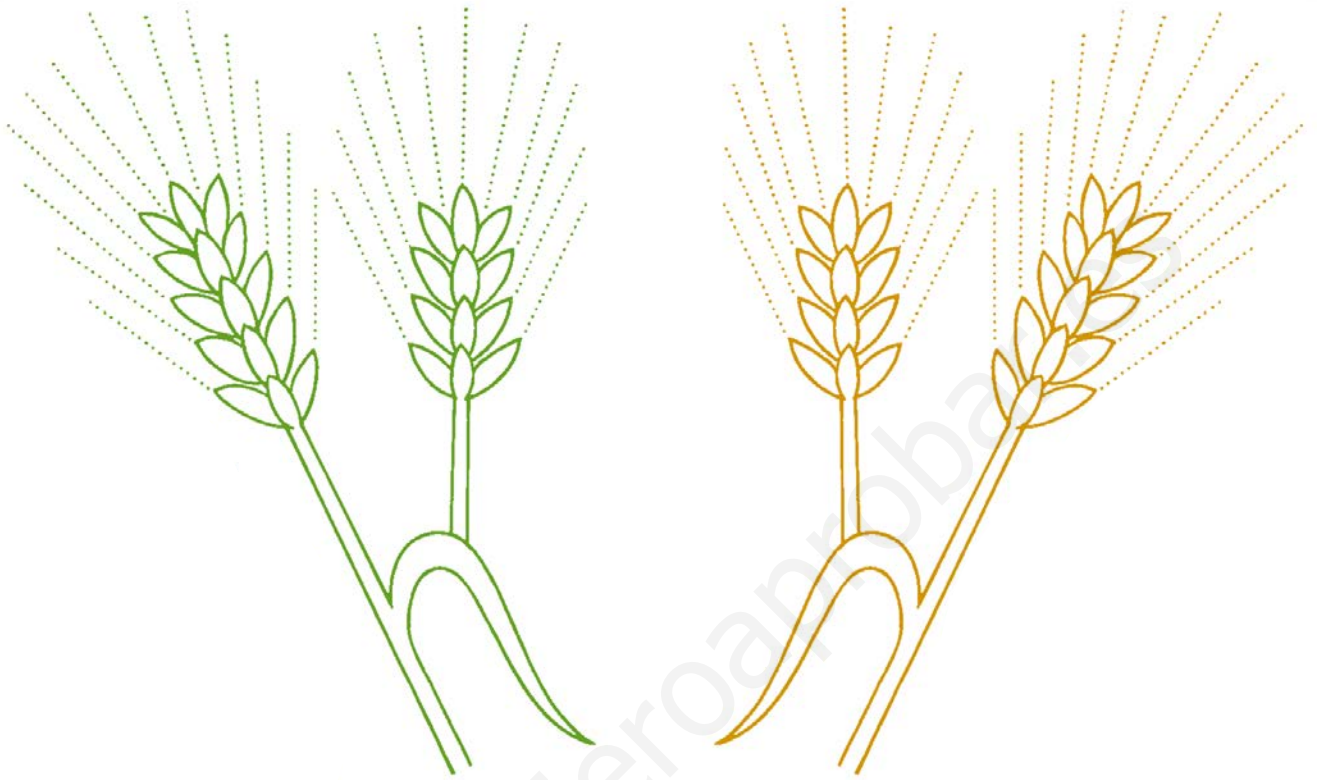
Colorea el niño más alto.



Nombre: _____ Fecha: _____

Ficha 2





Delinea los puntos y colorea de amarillo las espigas.



Nombre: _____ Fecha: _____

Ficha 3

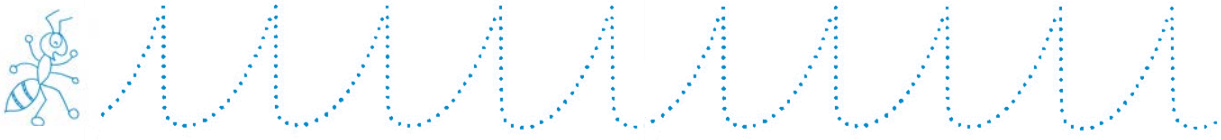
Colorea el número 4.



Nombre: _____ Fecha: _____

Ficha 4












Repasa los puntos y colorea la hormiga.



Nombre: _____ Fecha: _____

Ficha 5


Colorea de amarillo los triángulos y de verde los círculos.



Nombre: _____ Fecha: _____

Ficha 6


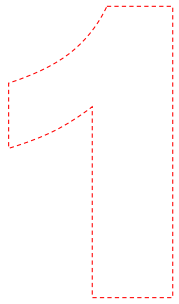
Observa el tamaño del niño y únelo con la pelota que le corresponde.



Nombre: _____ Fecha: _____

Ficha 7

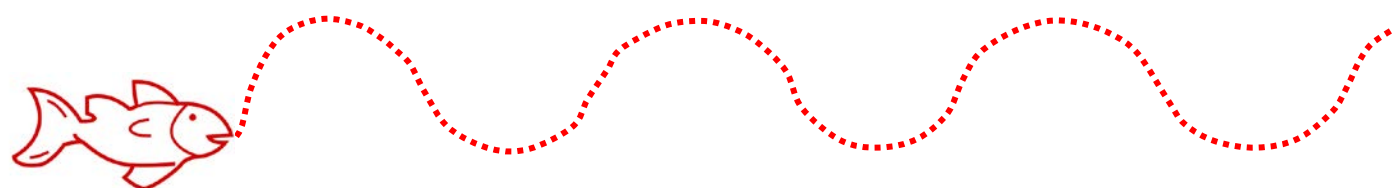
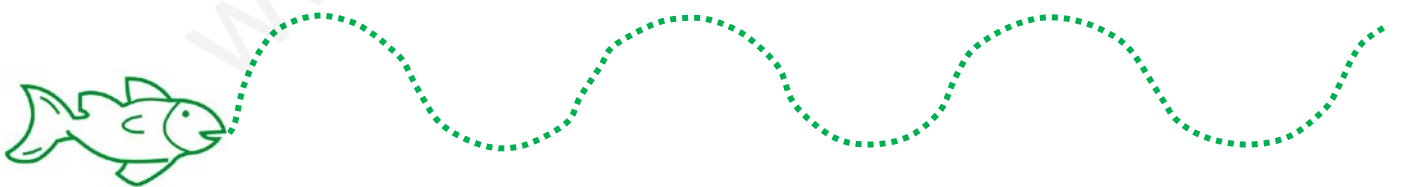


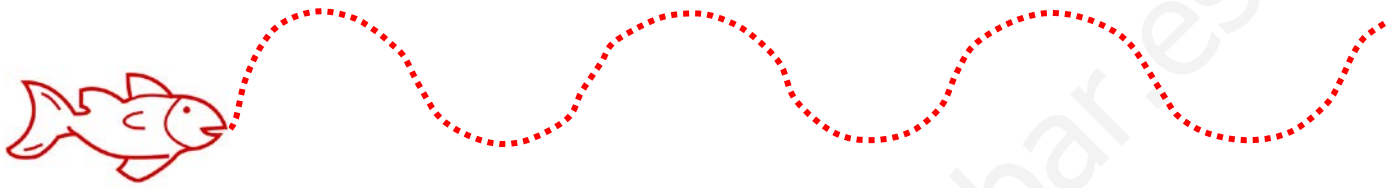
Escribe la letra u y colorea.



Nombre: _____ Fecha: _____

Ficha 8

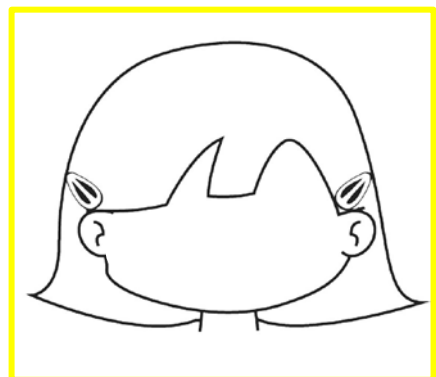







Repasa las líneas y colorea los peces.



Nombre: _____ Fecha: _____

Ficha 9

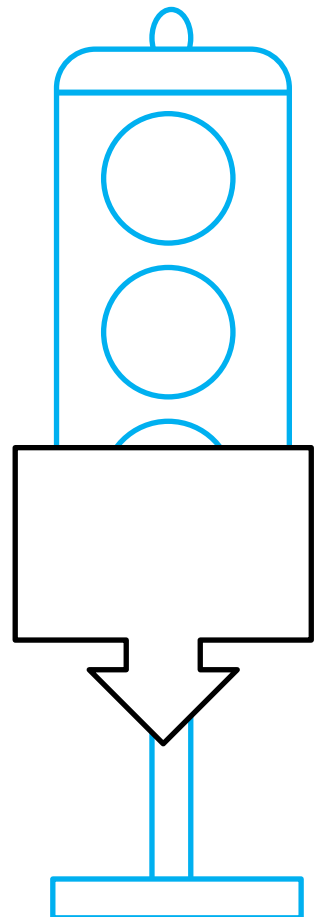
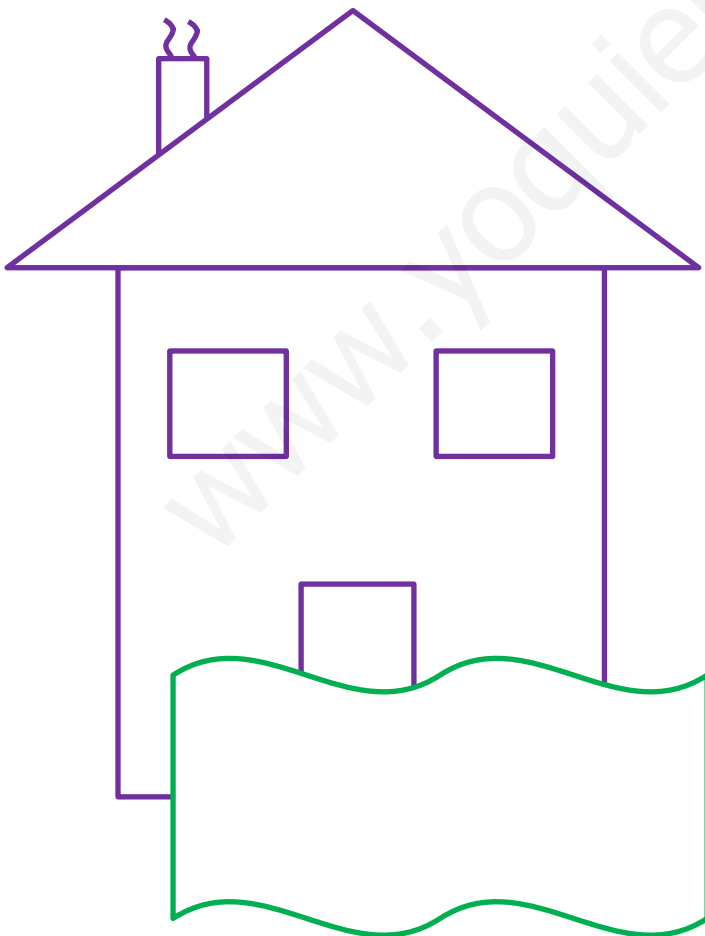

Completa lo que le falta a cada cara.



Nombre: _____ Fecha: _____

Ficha 10





Colorea sólo las figuras que están delante.



Nombre: _____ Fecha: _____

Ficha 11

Sigue los puntos y colorea según la clave.




Nombre: _____ Fecha: _____

Ficha 12

Pinta de verde el niño que está más cerca del vendedor de palomitas.









Pinta de amarillo el patito que está más lejos de la flor.



Nombre: _____ Fecha: _____

Ficha 13



Encierra las flores de 4 en 4 y luego pntalas.



Nombre: _____ Fecha: _____

Ficha 14

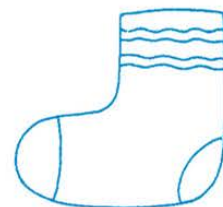

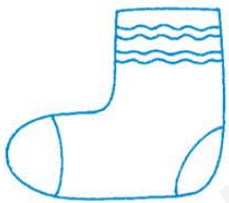



Delinea y pinta el objeto que viaja más rápido.



Nombre: _____ Fecha: _____

Ficha 15



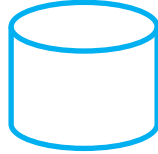

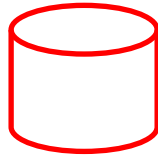

Une los elementos que se corresponden entre sí.



Nombre: _____ Fecha: _____

Ficha 16


Colorea y escribe el número 4.



Nombre: _____ Fecha: _____

Ficha 17




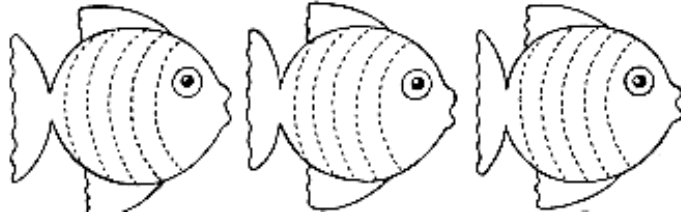
Ayuda al conejo a encontrar el sol.



Nombre: _____ Fecha: _____

Ficha 18



Repasa los puntos y colorea



Nombre: _____ Fecha: _____

Ficha 19

Repasa los puntos y colorea



- 1. 
- 2. 
- 3. 
- 4. 

