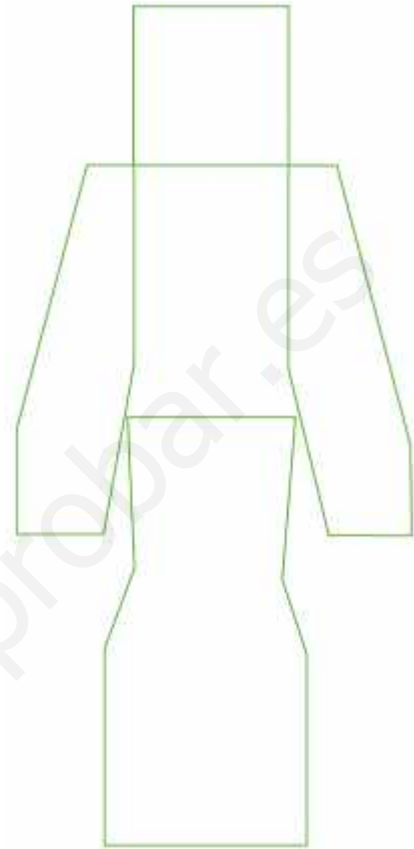


Name: .....

Course: .....

1. Look, cut and stick.

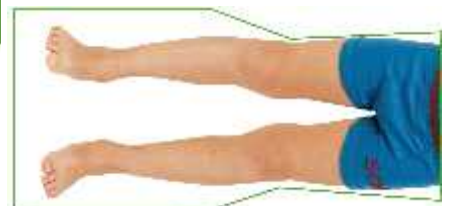


2. Circle and match.





elbow



knee



Name: .....

Course: .....

1. In front  and behind . Complete.



2. Complete the hands.



3. Do you have , , or more  ?

eyes

ears

nose

teeth

mouth

neck



Name: .....

Course: .....

1. Look, cut and stick.

Breakfast

Lunch

Afternoon snack

Dinner


2. Draw three different faces.



Name: .....

Course: .....

1. Draw three healthy foods.



2. How are they similar? How are they different?



3. Describe how they eat.





Name: .....

Course: .....

1. Look at the images. Cut out and stick those that are good for your health.



2. Discuss as a class.

- What other things do you do to look after yourself?



Name: .....

Course: .....

1. Write the correct number.

1. Before eating.



2. After eating.



3. When I'm sweaty.

2. How many times do I do it?

① Once a day.

② More than once a day.



Name: .....

Course: .....

1. Match.



2. Circle.

They give us food.

They keep us company.

They are wild.



Name: .....

Course: .....

1. Look, guess and write.



.....  
 \_\_\_\_\_  
 \_\_\_\_\_  
 .....



.....  
 \_\_\_\_\_  
 \_\_\_\_\_  
 .....



.....  
 \_\_\_\_\_  
 \_\_\_\_\_  
 .....

2. Look and cross out.



3. What would you say to them?



That is a good thing to do.


That is not a good thing to do.



Name: .....

Course: .....

1. Look, cut out and stick.



2. Circle.



Name: .....

Course: .....

1. Identify and cross out.

Invertebrate



Vertebrate



2. Circle and write.



.....  
 \_\_\_\_\_  
 \_\_\_\_\_  
 .....



.....  
 \_\_\_\_\_  
 \_\_\_\_\_  
 .....



.....  
 \_\_\_\_\_  
 \_\_\_\_\_  
 .....



.....  
 \_\_\_\_\_  
 \_\_\_\_\_  
 .....

3. Match with arrows.



oviparous  
 omnivore  
 carnivore  
 herbivore  
 viviparous



Name: .....

Course: .....

**1.** Look at these materials and write their origin.



.....  
 \_\_\_\_\_  
 \_\_\_\_\_  
 .....



.....  
 \_\_\_\_\_  
 \_\_\_\_\_  
 .....



.....  
 \_\_\_\_\_  
 \_\_\_\_\_  
 .....



.....  
 \_\_\_\_\_  
 \_\_\_\_\_  
 .....

**2.** Circle the materials these objects are made of.



Oil

Wood

Metal

Sand

Wood

Sand

**3.** Write two materials for each object.



.....  
 \_\_\_\_\_  
 \_\_\_\_\_  
 .....

.....  
 \_\_\_\_\_  
 \_\_\_\_\_  
 .....



.....  
 \_\_\_\_\_  
 \_\_\_\_\_  
 .....

.....  
 \_\_\_\_\_  
 \_\_\_\_\_  
 .....



.....  
 \_\_\_\_\_  
 \_\_\_\_\_  
 .....

.....  
 \_\_\_\_\_  
 \_\_\_\_\_  
 .....

Name: .....

Course: .....

**1.** Look closely at the images of these objects and then complete the sentences:





The three objects are made of \_\_\_\_\_, \_\_\_\_\_, \_\_\_\_\_, and can have these characteristics:

- \_\_\_\_\_ like the racquets.
- \_\_\_\_\_ like the water bottles.
- \_\_\_\_\_ like the coloured bag.

Complete the process of making a jersey, based on the information below.

**2.**



Sheep

.....  
 \_\_\_\_\_  
 \_\_\_\_\_  
 .....

Jersey



Name: .....

Course: .....

### 1. Find the names of four tools.



L	L	P	I	S	O	O	L
H	A	M	M	E	R	L	O
A	P	K	S	E	P	I	L
S	C	I	S	S	O	R	S
E	Z	I	Q	R	L	E	A
P	E	N	C	I	L	D	W



### 2. Match each job with its tool.



Name: .....

Course: .....

1. Who uses them? Match.

hairdresser

carpenter

farmer

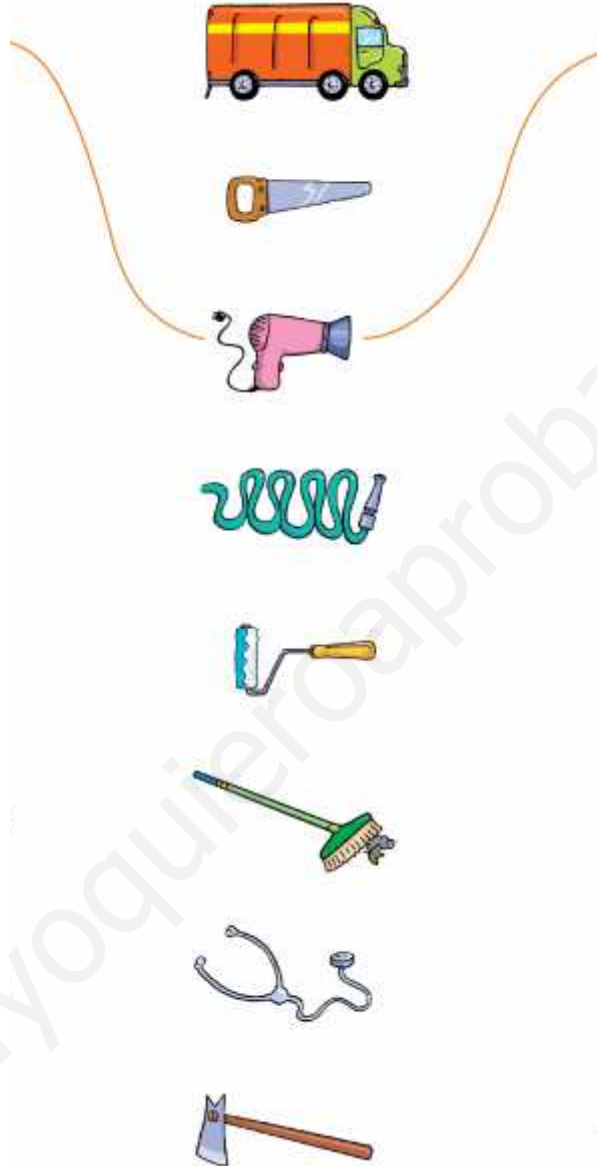
painter

fireman

sweeper

driver

doctor



dryer

roller

lorry

stethoscope

saw

brush

hoe

hose

2. Guess.

You always see me. Now think carefully. I'm clean when I'm dark, and I'm dirty when I'm white.

In the corner of the room where I am placed, you go with paper you don't want anymore.

What am I? \_\_\_\_\_

What am I? \_\_\_\_\_