


# Find out! 3



School  
Sports  
Clothes  
Food  
The body  
Animals  
Free time activities  
A traditional tale

## School

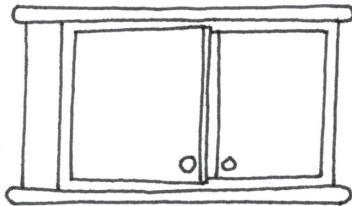
## Reinforcement worksheet 1

### 1 Match.

1



2



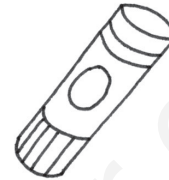
3



4



5



6



7



8



a board  
a bin  
a clock  
a cupboard  
scissors  
a notebook  
crayons  
a pen

### 2 Complete the sentences.

1



In my school bag,  
I've got scissors.

2



In my school bag,  
I've got a \_\_\_\_\_.

3



In my school bag,  
I've got \_\_\_\_\_.

4



In my school bag, I've got  
scissors and \_\_\_\_\_.

## School

## Reinforcement worksheet 2

### 3 Match and write.

In my school bag . . .

①			I've got a <u>pencil</u> .
②			I've got a _____.
③			I've got a _____.
④			I've got _____.
⑤			I've got _____.

### 4 Write the words in order.

Monday Wednesday Saturday Tuesday  
Thursday Sunday Friday

- ① Monday : school
- ② \_\_\_\_\_ : school
- ③ \_\_\_\_\_ : school
- ④ \_\_\_\_\_ : school
- ⑤ \_\_\_\_\_ : school
- ⑥ \_\_\_\_\_ : no school!
- ⑦ \_\_\_\_\_ : no school!

## Extension worksheet 1

### 1 Look and write.




ekobonto

1 a notebook



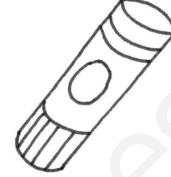
kolcc

2 a \_\_\_\_\_



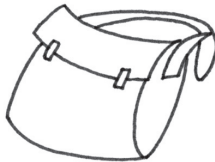
nbi

3 a \_\_\_\_\_



lgeu

4 \_\_\_\_\_



gab loscho

5 a \_\_\_\_\_




rssosics

6 \_\_\_\_\_



obrad

7 a \_\_\_\_\_



ucbpoadr

8 a \_\_\_\_\_

### 2 Order the questions. Look in your school bag. Circle.

1 Have glue you got? Yes, I have. No, I haven't.  
Have you got glue \_\_\_\_\_?

2 scissors got you Have Yes, I have. No, I haven't.  
 \_\_\_\_\_?

3 clock Have got you a Yes, I have. No, I haven't.  
 \_\_\_\_\_?

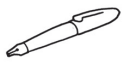
4 got pen Have you a Yes, I have. No, I haven't.  
 \_\_\_\_\_?

5 pencil you got Have a Yes, I have. No, I haven't.  
 \_\_\_\_\_?

## School



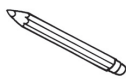
6 Write the words.



a pen



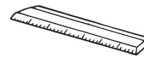
a notebook



a pencil



a poster



a ruler




a book

Three things we make from paper	Three things we don't make from paper
<i>a poster</i>	
_____	_____
_____	_____
_____	_____

7 Read and match.

- 1 Paper comes from trees.
- 2 We make books, notebooks, posters and newspapers from paper.
- 3 People put old paper in recycling bins.
- 4 Factories recycle the paper.

a



b



c



d



## Sports

## Reinforcement worksheet I

### 1 Match and write.

roller	key
ride a	ball
play bask	im
play hoc	blade
play foot	etball
sw	bike

1



rollerblade

2



3



4



5



6



### 2 Read and match.

1



I can swim.

4



I can't swim.

2



I can rollerblade.

5



I can't rollerblade.

3



I can ride a bike.

6



I can play hockey.

## Sports

## Reinforcement worksheet 2

### 3 Write sentences.

1



I can swim.

2



\_\_\_\_\_.

3



\_\_\_\_\_.

4



\_\_\_\_\_.

### 4 Match and write.

I've got a helmet. I've got swimming shorts.  
I've got a hockey stick. I've got a football.  
I've got a swimming costume.

1



I've got a football.

3



\_\_\_\_\_.

5



\_\_\_\_\_.

\_\_\_\_\_.

\_\_\_\_\_.

2



4



## Sports

## Extension worksheet

1 Write. Find the secret word.

1



p l a y / h o c k e y

3



5



5

2



4



6



6

The secret word is: h o c k e y

2 Circle.

1 Hoot can / can't swim.

2 Hoot can / can't ride a bike.

3 Hoot can / can't play hockey.

4 Hoot can / can't rollerblade.

5 Hoot can / can't play football.

6 Hoot can / can't play basketball





## Sports

## Extension worksheet I



6 Write *can* or *can't*.

- 1 We can ride a bike on our own.
- 2 We can't play football on our own.
- 3 We \_\_\_\_\_ rollerblade on our own.
- 4 We \_\_\_\_\_ play basketball on our own.
- 5 We \_\_\_\_\_ swim on our own.
- 6 We \_\_\_\_\_ play hockey on our own.

7  Listen and match.

1 football

2 volleyball

3 hockey

4 basketball



six players



eleven players



five players



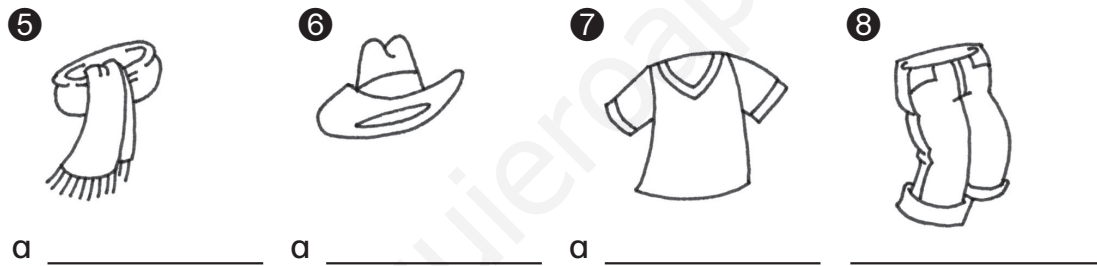
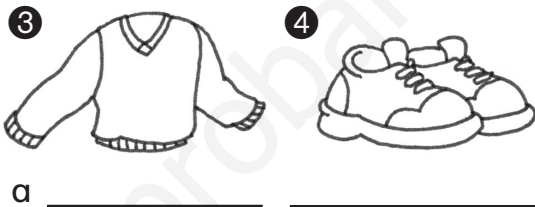

eleven players

## Clothes

## Reinforcement worksheet

### 1 Write the words.

jeans T-shirt  
~~skirt~~ socks  
 shoes jumper  
 hat scarf



### 2 True or false ?

- 1 Hoot is wearing glasses.
- 2 Hoot isn't wearing a scarf.
- 3 Hoot is wearing a skirt.
- 4 Hoot is wearing a hat.
- 5 Hoot isn't wearing a jumper.
- 6 Hoot isn't wearing shoes.



## Clothes

## Reinforcement worksheet

### 3 Match.

1



It's a moustache.

It's a wig.

3



2



It's an earring.

It's a mask.

4



### 4 Look and write *is* or *isn't*.



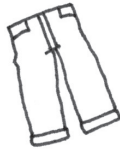
- 1 Bobby isn't wearing a scarf.
- 2 Bobby \_\_\_\_\_ wearing a T-shirt.
- 3 Bobby \_\_\_\_\_ wearing a hat.
- 4 Bobby \_\_\_\_\_ wearing shoes and socks.
- 5 Bobby \_\_\_\_\_ wearing jeans.
- 6 Bobby \_\_\_\_\_ wearing a jumper.
- 7 Bobby \_\_\_\_\_ wearing a skirt.
- 8 Bobby \_\_\_\_\_ wearing a moustache.
- 9 Bobby \_\_\_\_\_ wearing a wig.
- 10 Bobby \_\_\_\_\_ wearing an earring.

## Clothes

## Extension worksheet

1 Write the words. Find the secret word.

1



j e a n s  
1

2



— — — —  
2

3



a — — — —  
3

4



a — — — —  
4

5



a — — — —  
5

The secret word is y — — — —  
1 2 3 4 5

2 Write sentences.

1



4



1 He's wearing a jumper.

2



5



2 \_\_\_\_\_.

3



6




3 \_\_\_\_\_.

4 \_\_\_\_\_.

5 \_\_\_\_\_.


6 \_\_\_\_\_.

## Clothes



6 Label. Complete the sentences.

cotton ~~sheep~~ wool cotton plants Wool cotton plants




1 sheep      2 \_\_\_\_\_      3 \_\_\_\_\_      4 \_\_\_\_\_

5 Cotton comes from \_\_\_\_\_.

6 \_\_\_\_\_ comes from sheep.

7 Sort and write.

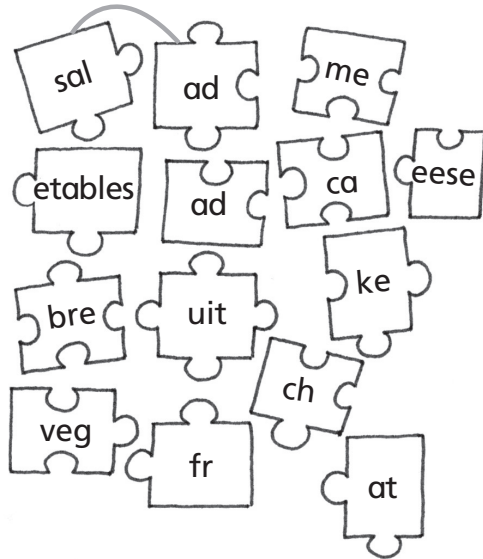









wool	wool and cotton	cotton
<u>a jumper</u>	_____	_____
_____	_____	_____

## Food





## Reinforcement worksheet I









### 1 Match and write.



- 1  salad
- 2  \_\_\_\_\_
- 3  \_\_\_\_\_
- 4  \_\_\_\_\_
- 5  \_\_\_\_\_
- 6  \_\_\_\_\_
- 7  \_\_\_\_\_

### 2 Read and match.

- 1  "I like fruit."
- 2  "I like cheese."
- 3  "I don't like fruit."
- 4  "I don't like cheese."

- a  
- b  
- c  
- d  

## Food

## Reinforcement worksheet 2

3 Match. Write like or don't like.

1



I don't like  
salad.

a



2



I \_\_\_\_\_  
meat.

b



3



I \_\_\_\_\_  
vegetables.

c



4



I \_\_\_\_\_  
vegetables.

d




4 Match and write.

Can I have pasta and salad, please?  
~~Can I have pizza, please?~~  
 Can I have a kebab, please?  
 Can I have fish and chips, please?

1

Can I have  
pizza, please?



2

\_\_\_\_\_ ?



3

\_\_\_\_\_ ?



4

\_\_\_\_\_ ?



## Food

## Extension worksheet 1

### 1 Complete the song.

#### My favourite food

I like salad.



I like \_\_\_\_\_ too.



But I don't like \_\_\_\_\_!



I like \_\_\_\_\_.

Yes, I love cake.



My favourite food is cake!

I like \_\_\_\_\_.



I like \_\_\_\_\_ too.



But I don't like \_\_\_\_\_!



I like \_\_\_\_\_.

Yes, I love fruit.



My favourite food is fruit.



Look at page 23 in the Pupil's Book to check your answers.

### 2 Write.



1

I don't like meat.



2

\_\_\_\_\_.



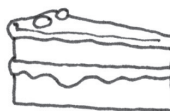
3

\_\_\_\_\_.



4

\_\_\_\_\_.



5

\_\_\_\_\_.



## Food



6 Label. Complete the sentences.


milk    wheat    cows    ~~flour~~    cows    wheat



1 flour



2 \_\_\_\_\_



3 \_\_\_\_\_



4 \_\_\_\_\_


5 Milk comes from \_\_\_\_\_.

6 Flour comes from \_\_\_\_\_.

7 Sort and write.

We can find flour in:

cake




We can find milk in:

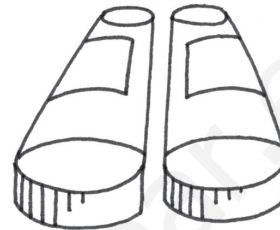

## The body

## Reinforcement worksheet I

### 1 Match and write.



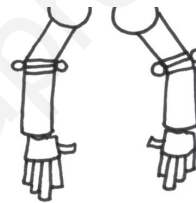
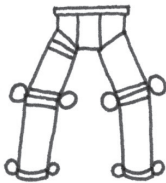
~~body~~ feet fingers  
legs head arms



1 a body

2 \_\_\_\_\_

3 \_\_\_\_\_



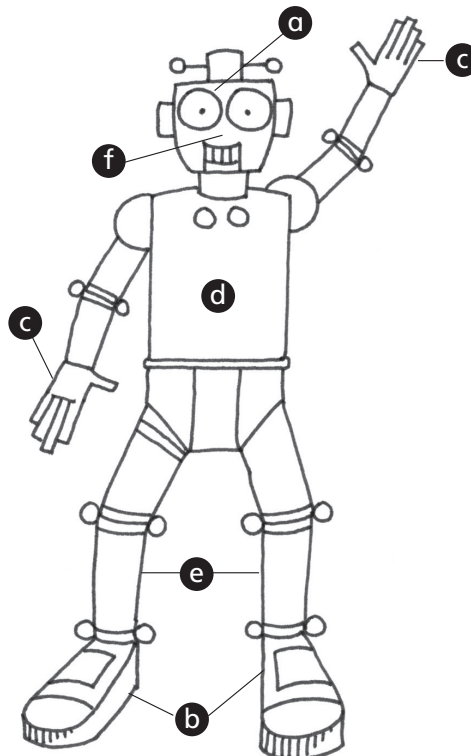
4 \_\_\_\_\_

5 a

6 \_\_\_\_\_

### 2 Read, match and colour.


- 1 My robot has got a pink head.  a
- 2 He has got a blue body.
- 3 He has got green legs.
- 4 He has got red feet.
- 5 He has got yellow hands.
- 6 He hasn't got a nose.



## The body

## Reinforcement worksheet 2

3 Look and write has got **or** hasn't got.




- 1 This robot has got a body.
- 2 This robot \_\_\_\_\_ a nose.
- 3 This robot \_\_\_\_\_ two arms.
- 4 This robot \_\_\_\_\_ toes.
- 5 This robot \_\_\_\_\_ fingers.
- 6 This robot \_\_\_\_\_ two legs.

4 True  or false ?

Robot Information			
Model: SuperXII		Name: Monty	
Help in the house		Physical characteristics	
cooks	✓	legs	2
cleans	✓	nose	1
washes	✓	toes	0
sews	✗	arms	4


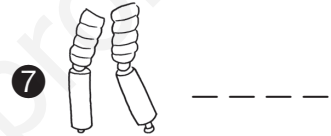
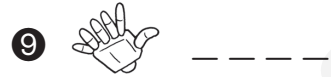

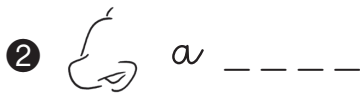
- 1 He cooks.
- 2 He cleans and washes.
- 3 He sews.
- 4 He's got two legs.
- 5 He hasn't got toes.
- 6 He's got two arms.



## The body

## Extension worksheet 1

### 1 Find and write.



F	E	E	T
L	E	G	S
F	T	H	B
I	O	F	O
N	E	A	D
G	S	N	Y
E	A	O	H
R	R	S	E
S	M	E	A
H	A	N	D

### 2 Read and draw.

My robot has got a yellow head  
and a yellow body.  
He's got four pink arms  
and three blue legs.  
He's got green hands  
with three fingers.  
He's got white feet and  
he hasn't got toes.

My robot

## The body



6 Put the words in order.




1 energy food from Our comes

*Our energy* \_\_\_\_\_

2 a comes energy from My battery

\_\_\_\_\_



7 Calculate. Write plus  or minus .

1 five



four = nine

2 ten



seven = three

3 twelve



six = eighteen

4 fourteen



thirteen = one

5 twenty-one



nine = thirty

6 thirty



five = twenty-five

7 thirteen



eleven = two

## Animals

## Reinforcement worksheet I

1 Write. Find the secret word.


~~tiger~~ parrot flamingo  
zebra elephant giraffe

1



t i g e r

2



\_\_\_\_\_

4


3



\_\_\_\_\_

1

4



\_\_\_\_\_

6

2

5



\_\_\_\_\_

3

6



\_\_\_\_\_

5

The secret word is:

1 2 3 4 5 6

2 Look. Circle the answer.




- 1 The parrot / flamingo is on the house.
- 2 The zebra/flamingo is under the house.
- 3 The monkey/zebra is in the tree.
- 4 The giraffe/parrot is behind the tree.
- 5 The zebra/tiger is in the house.

## Animals

## Reinforcement worksheet 2


### 3 Complete the sentences.

under ~~in~~ on in behind




- 1 The parrot's in the tree.
- 2 The flamingo's \_\_\_\_\_ the tree.
- 3 The tiger's \_\_\_\_\_ the tree.
- 4 The monkey's \_\_\_\_\_ the house.
- 5 The zebra's \_\_\_\_\_ the house.

### 4 Match.



- 1 Leopards run. d
- 2 Frogs jump. \_\_\_\_
- 3 Fish swim. \_\_\_\_
- 4 Tigers hunt. \_\_\_\_
- 5 Parrots fly. \_\_\_\_
- 6 Monkeys climb. \_\_\_\_




## Animals

## Extension worksheet I







### 1 Read and match.

- ① The monkey's in the tree. a
- ② The monkey's behind the tree. \_\_\_\_\_
- ③ The parrot's under the tree. \_\_\_\_\_
- ④ The zebra's behind the tree. \_\_\_\_\_
- ⑤ The flamingo's in the tree. \_\_\_\_\_
- ⑥ The elephant's on the tree. \_\_\_\_\_



### 2 Write and circle.



- ① Is the  monkey in the house?  
Yes, it is. / **No**, it isn't.
- ② Is the  \_\_\_\_\_ behind the tree?  
Yes, it is. / No, it isn't.
- ③ Is the  \_\_\_\_\_ on the house?  
Yes, it is. / No, it isn't.
- ④ Is the  \_\_\_\_\_ behind the house?  
Yes, it is. / No, it isn't.
- ⑤ Is the  \_\_\_\_\_ on the house?  
Yes, it is. / No, it isn't.
- ⑥ Is the  \_\_\_\_\_ under the house?  
Yes, it is. / No, it isn't.



## Animals



### 6 Read and match.



a parrot



a snow leopard



a snowy owl



a tree frog



- 1 The snow leopard is ...  ... green feathers.
- 2 The parrot has got ...  ... white and black.
- 3 The tree frog is ...  ... white feathers.
- 4 The snowy owl has got ...  ... green.

### 7 Put the words in order. Colour.

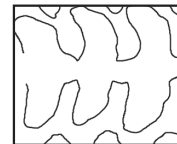
1 brown yellow and giraffe The is  
*The giraffe is brown and yellow*



2 and The black zebra white is  
 \_\_\_\_\_



3 snake green is and The brown  
 \_\_\_\_\_



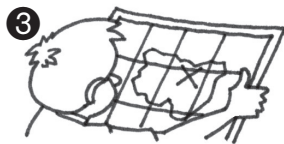
4 is tiger orange The black and  
 \_\_\_\_\_



## Free time activities

## Reinforcement worksheet 1

### 1 Look and match.



go fishing

look for shells

play frisbee


go snorkelling

make a sandcastle

look for treasure



### 2 Look and write.



1 I want to *look for treasure.*


I want to \_\_\_\_\_.



2 I want to \_\_\_\_\_.



I want to \_\_\_\_\_.



4 I want to \_\_\_\_\_.





## Free time activities


## Reinforcement worksheet 2


**3 Match. Write** Yes, I do **or** No, I don't.


- ① Do you want to look for shells?
- ② Do you want to look for treasure?
- ③ Do you want to play frisbee?
- ④ Do you want to go snorkelling?
- ⑤ Do you want to make a sandcastle?

a  \_\_\_\_\_

b  \_\_\_\_\_

c  \_\_\_\_\_

d  No, I don't.

e  \_\_\_\_\_


**4 Complete the table. Write sentences.**

At the beach	Vicky	You
① Look for shells	✓	
② Play frisbee	✓	
③ Make a sandcastle	✗	
④ Go snorkelling	✓	

At the beach . . .

- ① I want to look for shells.
- ② I want to play frisbee.
- ③ I don't want to make a sandcastle.
- ④ I want to go snorkelling.

by Vicky



At the beach . . .







- ① I want to \_\_\_\_\_.
- ② I want to \_\_\_\_\_.
- ③ I don't want to \_\_\_\_\_.
- ④ I don't want to \_\_\_\_\_.

by \_\_\_\_\_

## Free time activities

## Extension worksheet I

### 1 Match and write.


go	shells	①		go fishing
look for	fishing	②		_____
look for	snorkelling	③		_____
play	treasure	④		_____
make a	frisbee	⑤		_____
go	sandcastle	⑥		_____

### 2 Order and match. Answer Yes, I do or No, I don't.


① want Do you to snorkelling go

Do you want to go snorkelling?  Yes, I do.


② make want a sandcastle Do you to

\_\_\_\_\_?  \_\_\_\_\_

③ play Do you frisbee want to

\_\_\_\_\_?  \_\_\_\_\_

④ look for want Do shells you to

\_\_\_\_\_?  \_\_\_\_\_


## Free time activities

## Extension worksheet 1


Social Science




### 6 Colour the flags. Match.



be careful



safe



dangerous



Look at the flag. It's green.



Look at the flag. It's red.



Look at the flag. It's yellow.

### 7 Make sentences. Write.

- |   |              |                  |                               |
|---|--------------|------------------|-------------------------------|
| 1 | When you see | the green flag,  | you can't swim.               |
| 2 | When you see | the yellow flag, | you can swim.                 |
| 3 | When you see | the red flag,    | you can swim, but be careful. |

- 1 *When you see the yellow flag, you can swim, but be careful*
- 2 \_\_\_\_\_
- 3 \_\_\_\_\_

## A traditional tale

## Reinforcement worksheet I

### 1 Match and write.

1



robbers

2



\_\_\_\_\_


3



\_\_\_\_\_

~~robbers~~ king money clothes queen castle

4



\_\_\_\_\_

5



\_\_\_\_\_

6



\_\_\_\_\_

### 2 Read and write.

- 1 The king lives in a castle.
- 2 The queen loves the \_\_\_\_\_.
- 3 The robbers want the \_\_\_\_\_.
- 4 Clever people can see the \_\_\_\_\_.
- 5 The \_\_\_\_\_ wants to see the clothes.
- 6 The \_\_\_\_\_ make the clothes.



## A traditional tale

## Reinforcement worksheet 2


### 3 Match.

①



It's eight o'clock.

②



It's half past two.

③




It's six o'clock.

It's three o'clock.


It's half past seven.

It's nine o'clock.

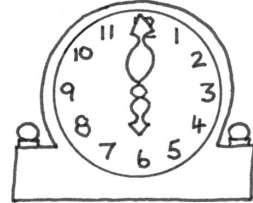
④




⑤




⑥




### 4 Write.



① It's four o'clock.



③ It's eleven \_\_\_\_\_.



② It's \_\_\_\_\_ nine.



④ It's half past \_\_\_\_\_.


## A traditional tale

## Extension worksheet I


### 1 Find and write the words.

1   
\_\_\_\_\_ *king* \_\_\_\_\_


2   
\_\_\_\_\_ \_\_\_\_\_

3   
\_\_\_\_\_

4   
\_\_\_\_\_

7   
\_\_\_\_\_

6   
\_\_\_\_\_

5   
\_\_\_\_\_

L	R	S	T	L	Q	C	L
M	O	N	E	Y	K	L	Q
G	B	K	I	N	G	O	U
I	B	Q	B	C	M	T	E
Q	E	N	B	A	K	H	E
U	R	N	G	S	R	E	N
N	S	C	L	T	B	S	E
K	S	E	W	L	M	T	K
G	W	T	A	E	Y	H	Y

### 2 Match. Write the sentences.

1 The king lives  
The king lives in a castle.

2 The queen loves  
\_\_\_\_\_ .

3 The robbers want  
\_\_\_\_\_ .

4 Clever people can  
\_\_\_\_\_ .

5 Silly people  
\_\_\_\_\_ .

the money.

in a castle.

the king.

can't see the clothes.

see the clothes.



## A traditional tale

## Extension worksheet I



### 5 Read and match.

1



Spain

4



Britain

2



money

5



stamps

The Queen of Britain

3



The King of Spain

6



### 6 Read and write.

Madrid Britain Juan Carlos Spain ~~Elizabeth~~ London




1 The Queen's name is Elizabeth.

2 She lives in a palace in \_\_\_\_\_.

3 We can see her head on money and stamps in \_\_\_\_\_.

The Queen of Britain



4 The King's name is \_\_\_\_\_.

5 He lives in a palace in \_\_\_\_\_.

6 We can see his head on money and stamps in \_\_\_\_\_.

The King of Spain