

Worksheets

- **Mixed Ability**

The resource book offers two mixed ability worksheets for each unit to help with the different levels in the language classroom.

There are two types of mixed ability worksheets for each unit:



Terry worksheets: These worksheets are for students who need extra practice and guidance and are having trouble grasping the basic concepts or vocabulary in the unit.



Stella worksheets. These worksheets are for those students with a slightly higher level who are in need of more challenging activities.

- **Revision**

The revision worksheets revise the content covered in each unit.

- **CLIL**

The CLIL worksheets extend on the CLIL topic covered in each unit.

- **Reading and writing**

These worksheets provide extra reading and writing practice for those schools who wish to exploit these skills further.

Unit 1: Mixed Ability **MA**

Name and surname:.....
 Class: Date:.....



1 Trace the words and match with the objects in the classroom.

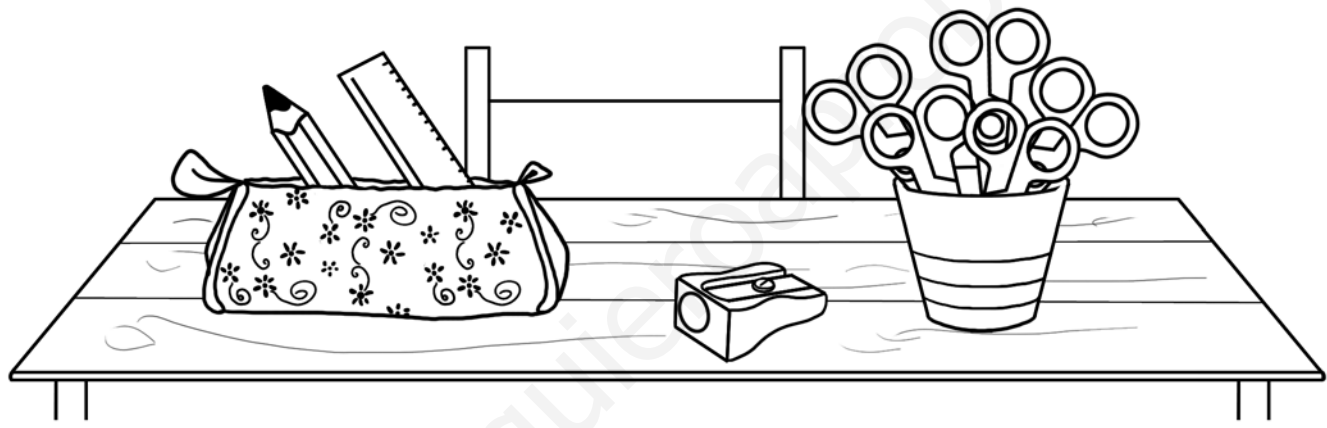
1. pencil case

2. pencil

3. ruler

4. scissors


5. sharpener



2 Write the number and trace the word. Then write them in order.



nine.



eight.



seven.



ten.

Seven _____, _____, _____.

Unit 1: Mixed Ability

MA



Name and surname:

Class: Date:

1 Label the objects in the classroom.

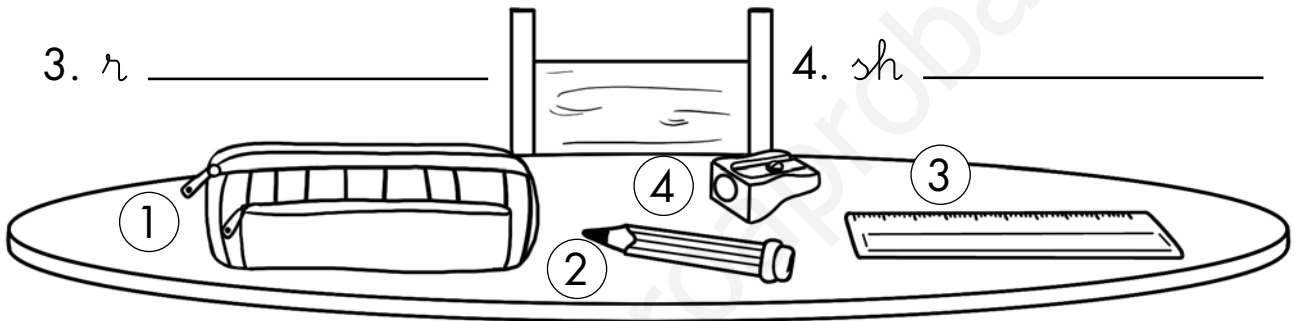
ruler pencil case sharpener pencil

1. p _____ c _____

2. p _____

3. r _____

4. sh _____



2 Count, write the number and the word. Then write the object.

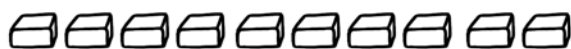
ten eight ~~nine~~ seven



nine sharpeners







Unit 2: Mixed Ability

MA

Name and surname:

Class: Date:



1 Match the pictures with the activities.



watch TV.

play football.

listen to music.

play computer games.

2 Write the missing days of the week in the correct place.

Friday Wednesday Tuesday

Monday _____ Thursday _____

3 Read and draw the face.




Unit 2: Mixed Ability MA

Name and surname:.....
 Class: Date:.....



1 Match the sentence halves.

- 1. play *to music.*
- 2. swim *in the park.*
- 3. listen *in the pool.*



2 Find the days of the week and write them in order.

T	H	U	R	S	D	A	Y	T	M
U	K	M	L	I	U	B	X	F	O
E	T	J	S	Q	M	C	A	R	N
S	A	T	U	R	D	A	Y	I	D
D	Z	H	N	M	V	C	W	D	A
A	W	E	D	N	E	S	D	A	Y
Y	W	E	A	N	I	O	Y	Y	T
T	U	R	Y	S	U	W	A	L	R

Monday

3 Write I'm happy / I'm sad next to the correct face.



Unit 3: Mixed Ability

MA


Name and surname:

Class: Date:

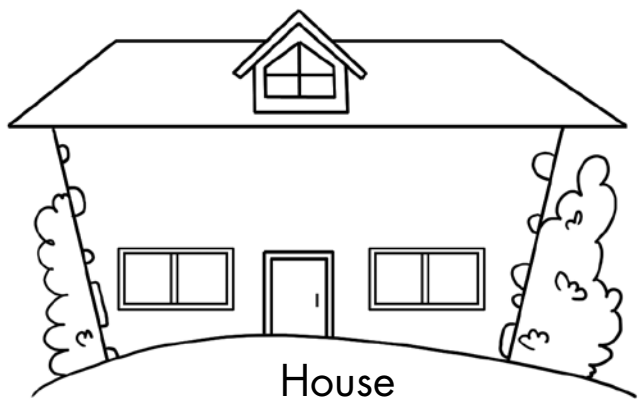





1 Match the animal with its name.

1. tiger 2. sheep 3. pig 4. dog 5. monkey 6. cow 7. duck



2 Write the animals in the place they live.





Name and surname:


Class: Date:

1 Complete the words. Match the animal with the place it lives.

It's a d_g



It's a c_w



It's a l_on



It's a ch_ck_n



It's a d_ck



It's a m_nk_y



It's a sh_p



It's a h_rse



It's a t_q_r



Unit 4: Mixed Ability

MA




Name and surname:

Class: Date:

1 Look at the house and label the rooms.

kitchen bedroom bathroom dining room living room



2 Use different colours to match the furniture with the room.

table

bedroom

bed


bathroom

sofa

dining room

bath

living room



Unit 4: Mixed Ability

MA




Name and surname:

Class: Date:

1 Look and complete the sentences with the correct word.

kitchen bedroom bathroom dining room



1. Marina is in the _____.
2. Sharky is in the _____.
3. Claw is in the _____.
4. Oscar is in the _____.

2 Read and colour the furniture.

1. The bed  is purple.

2. The bath  is pink.

3. The wardrobe  is brown.

4. The table and chair  are orange.

Unit 5: Mixed Ability

MA

Name and surname:

Class: Date:



1 Write the weather under the correct map.

rainy

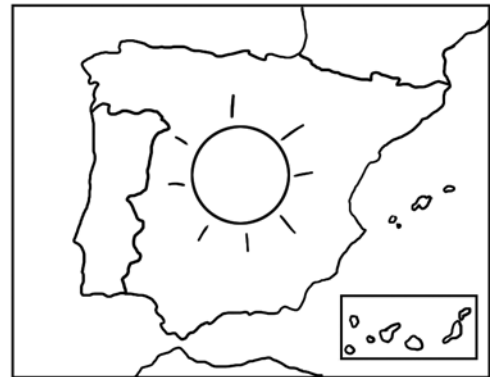
sunny

windy


snowy



It's _____.



It's _____.



It's _____.



It's _____.

2 Write the number next to the word, then colour.


trousers

shorts

T-shirt

hat

skirt



Unit 5: Mixed Ability

MA



Name and surname:

Class: Date:

1 Match the word halves and draw a weather symbol.

Win-

-ny

Sno-

-ny

Sun-


-wy

Rai-

-dy

2 Write the words.

jumper skirt trousers T-shirt dress



1. _____

2. _____

3. _____

4. _____

5. _____

Unit 6: Mixed Ability

MA

Name and surname:

Class: Date:



1 Find 6 food words. Write them in the correct column.

	T	I	C	E	C	R	E	A	M	M	P	W	
	S	K	R	L	L	U	F	F	R	U	I	T	
	W	T	I	S	E	M	C	A	R	N	S	S	
	E	A	S	U	R	U	A	V	A	L	H	A	
	E	Z	P	N	E	V	C	W	D	A	R	L	
	T	W	S	D	E	E	S	D	A	Y	N	A	
	S	W	S	A	N	D	W	I	C	H	N	D	

Healthy food

Unhealthy food

2 Match the sentences and pictures.

1. Wash



good food.

2. Eat



your hair.

3. Brush



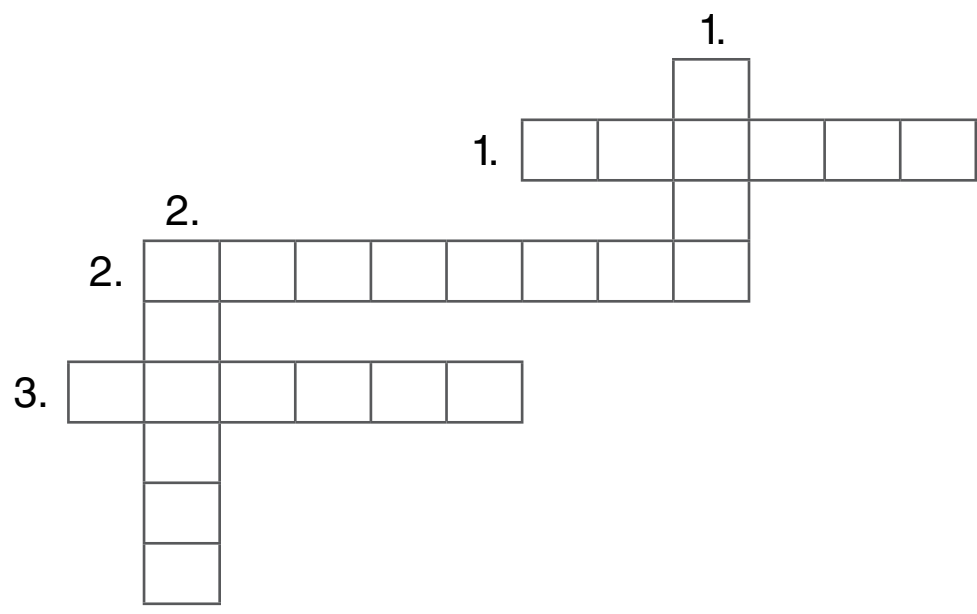
your face.

Unit 6: Mixed Ability **MA**

Name and surname:.....
 Class: Date:.....








1 Look and complete the crossword. Colour healthy food green and unhealthy food red.



Across →

Down ↓

- 1.  _____.
- 2.  _____.
- 3.  _____.

- 1.  _____.
- 2.  _____.

2 Match the pictures with the words, then write sentences.



wash good food.
 brush teeth.
 eat your face.

1. _____
 2. _____
 3. _____