



- Picamos el número 1. Coloreamos.



Nombre: Fecha:

• Busca y rodea el número: 1

1

3

5

1

4

3

1

2

0

2

5

3




1

5

www.yoquieroaprender.es


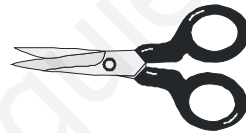
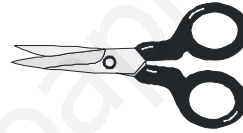
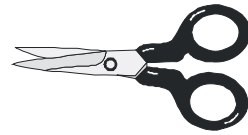

Nombre: Fecha:

- Picamos el numero 2. Coloreamos.



Nombre: Fecha:

- Picamos el numero 3. Coloreamos.



Nombre: Fecha:

- Busca y rodea el número: ②

2

3

2

1

2

3

1

2

0

2

5

3

1

2

www.youquieroaprobar.es

Nombre: Fecha:

- Busca y rodea el número: ③

1

3

5

1

4

3

1

2

0

2

5

3


1

5

www.yaquiereaprobar.es


Nombre: Fecha:

- Busca y rodea el número: ④



Nombre: Fecha:

- Busca y rodea el número: ⑤



Nombre: Fecha:

- Busca y rodea el número: ⑥

6

4

6

1

5

3

4

5

6

4

6

4

6

5

www.youjuegosapropiar.es

Nombre: Fecha:

- Busca y rodea el número: ⑦

6

7

5

1

7

3

2

7

6

7

7

4

6

7

Nombre: Fecha:

- Busca y rodea el número: ⑧

6

5

8

1

8

8

2

4

8

3

7

8

8

7

8

Nombre: Fecha:

- Busca y rodea el número: 9

9

5

8

9

8

8

9

4

8

9

2

6


9

6

9


Nombre: Fecha:

- Picamos el numero 4. Coloreamos.




Nombre: Fecha:

- Picamos el numero 5 Coloreamos.




Nombre: Fecha:

- Picamos el numero 6 Coloreamos.




Nombre: Fecha:

- Picamos el numero 7 Coloreamos.






Nombre: Fecha:

- Picamos el numero 8 Coloreamos.




Nombre: Fecha:

- Picamos el numero 9 Coloreamos.



Nombre: Fecha:

- Picamos el numero 5 Coloreamos.



Nombre: Fecha:

- Relaciona cada número con su cantidad.



1

2

3

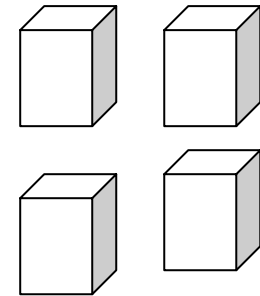
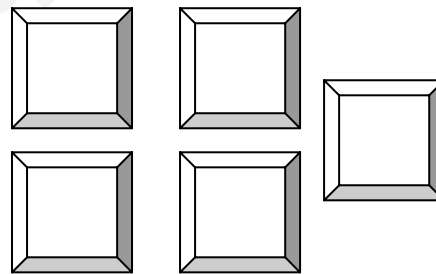
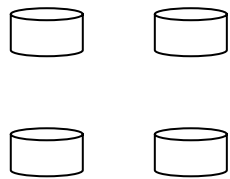

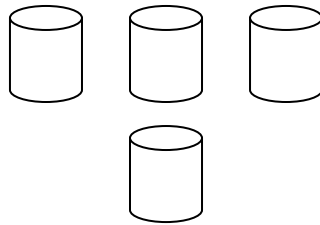
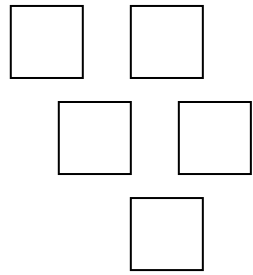
4

5



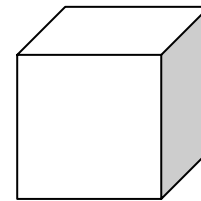
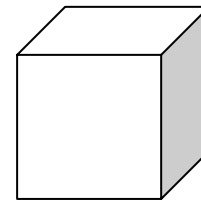
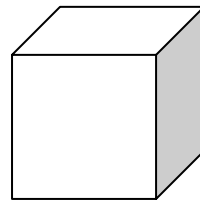
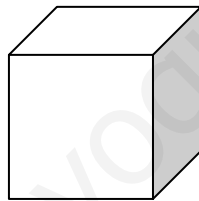
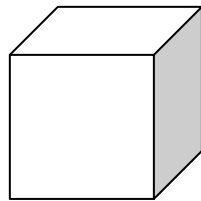
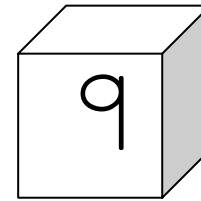

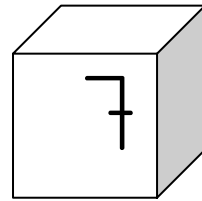
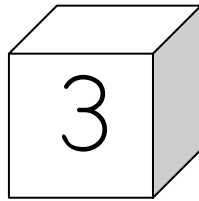
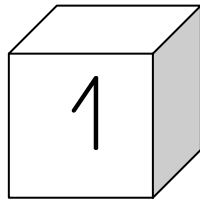
Nombre: Fecha:

• Une los elementos que tienen la misma cantidad:



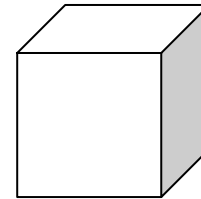
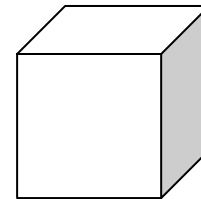
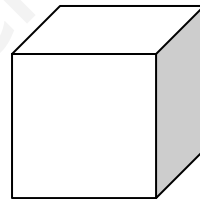
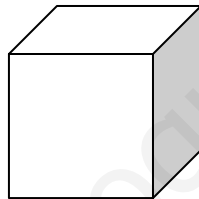
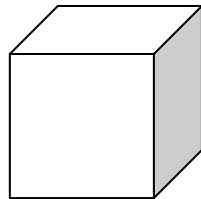
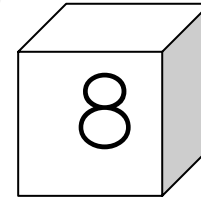

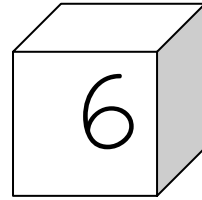
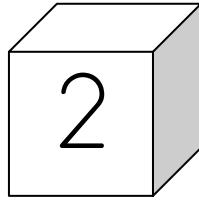
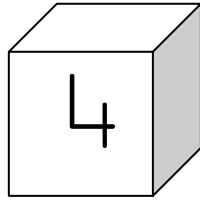
Nombre: Fecha:

- Ordena de menor a mayor:








Nombre: Fecha:


- Ordena de menor a mayor:



Nombre: Fecha:

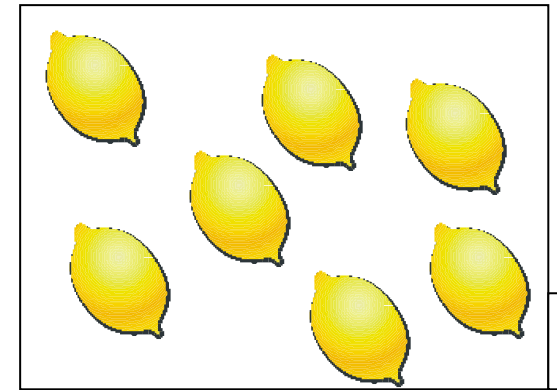
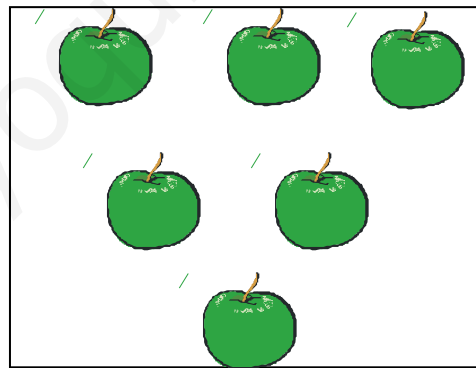


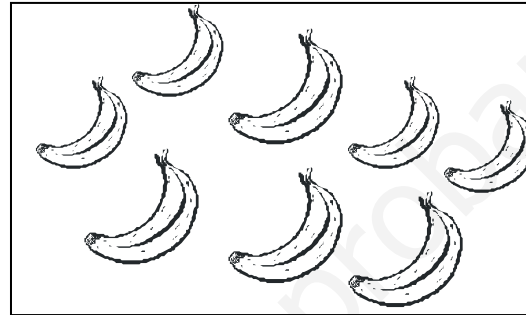
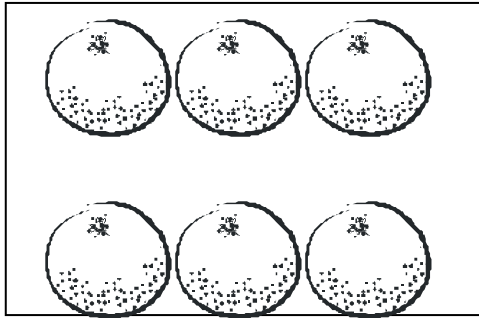
- Cuenta y anota en la casilla correspondiente cuántos animales hay de cada clase.

| | | | | |
|---|--|---|---|---|
|  |  |  |  |  |
| | | | | |



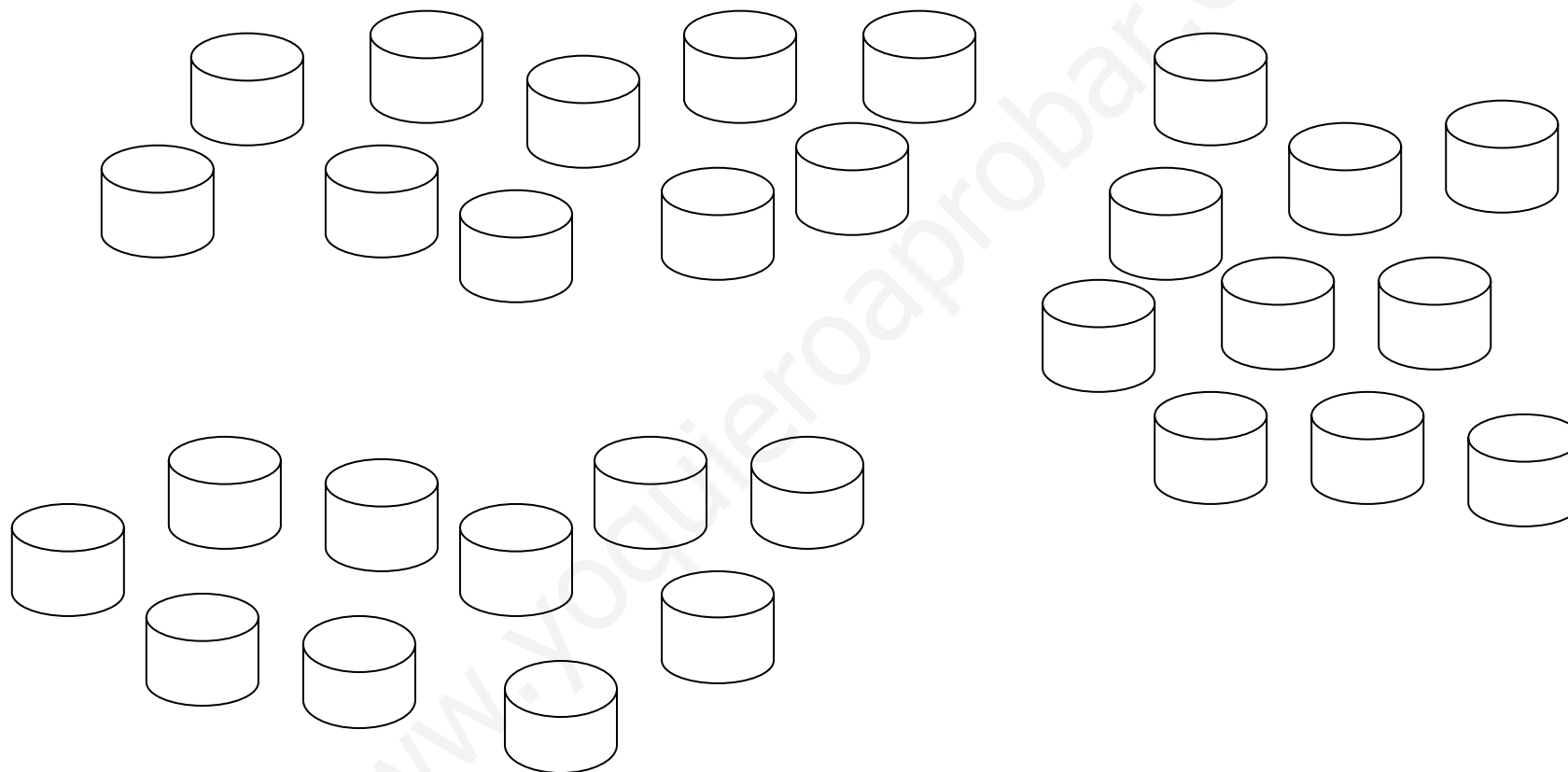
Nombre: Fecha:

● Cuenta y escribe su número.



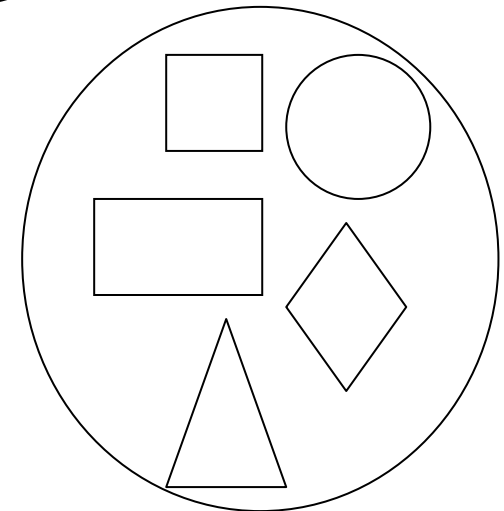
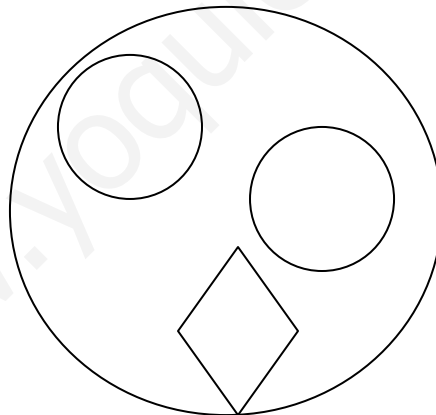
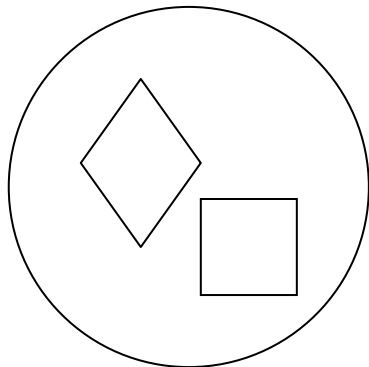
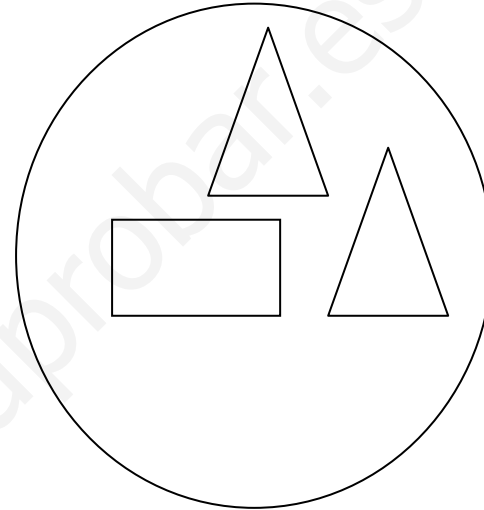
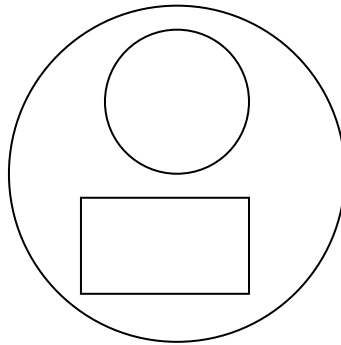
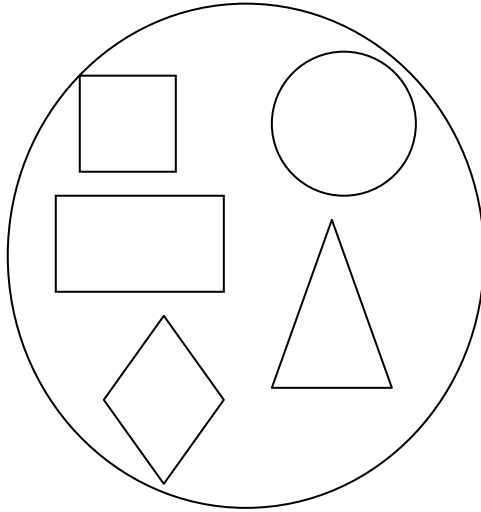
Nombre: Fecha:

- Agrupa de 10 en 10. Rodea con una línea. $10 = \text{decena}$








Nombre: Fecha:

- Une los grupos que tienen igual número de figuras.



Nombre: Fecha:

- Colorea el grupo que tiene más estrellas que estas.



Nombre: Fecha:



- Colorea las figuras de este modo:

Largo: azul

Corto: amarillo


Ancho: verde

Estrecho: rojo



Nombre: Fecha:

- Colorea 5 círculos rojos y 4 de azul. ¿Cuántos círculos hay?



5 y 4 son

$5 + 4 = \dots\dots\dots$

- Colorea 3 cajas marrón y 4 verde. ¿Cuántas cajas hay?.



3 y 4 son

$3 + 4 = \dots\dots\dots$

Nombre: Fecha:

● Sumamos:

$$\triangle + \triangle = \dots\dots\dots$$

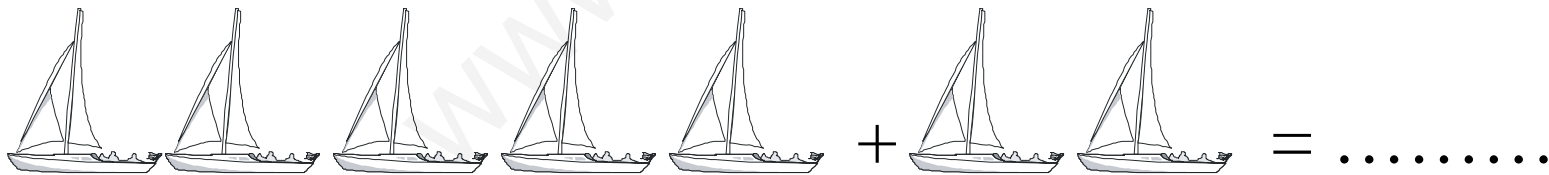

$$\heartsuit \heartsuit + \heartsuit \heartsuit = \dots\dots\dots$$

$$\star \star \star + \star \star \star = \dots\dots\dots$$

$$\smiley \smiley \smiley \smiley + \smiley \smiley \smiley = \dots\dots\dots$$

Nombre: Fecha:

• Sumamos:



Nombre: Fecha:

- Rodea el número mayor.

1 2

8 7

4 5

5 4

6 5

1 3

8 5

4 2

5 2

8 3

4 3

6 4

3 2

9 0

8 7

Nombre: Fecha:

- Rodea el número mayor.

10 12

18 17

14 15

15 14

16 15

11 13

8 15

14 12

15 12

8 13

14 13

16 14

13 12

19 10

18 17

Nombre: Fecha:

- Escribe los números que faltan en estas series.

| | | | | | |
|----|----|--|----|--|----|
| 10 | 11 | | 13 | | 15 |
|----|----|--|----|--|----|






| | | | | | |
|---|--|---|----|--|----|
| 7 | | 9 | 10 | | 12 |
|---|--|---|----|--|----|

| | | | | | |
|---|---|--|----|--|----|
| 8 | 9 | | 11 | | 13 |
|---|---|--|----|--|----|

| | | | | | |
|----|--|----|--|----|--|
| 10 | | 12 | | 14 | |
|----|--|----|--|----|--|

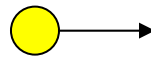
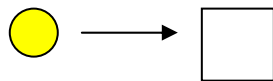
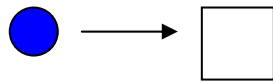
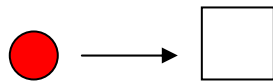
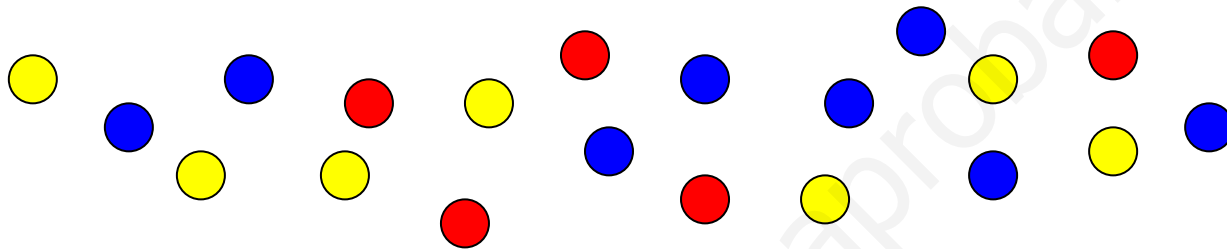
Nombre: Fecha:

- Cuenta y pon el número de flores que hay en cada caja.



Nombre: Fecha:

- ¿Cuántas bolas hay de cada color?. Escribe su número y colorea tantos cuadrados como bolas cuentas.



| | | | | | | | | | |
|--|--|--|--|--|--|--|--|--|--|
| | | | | | | | | | |
|--|--|--|--|--|--|--|--|--|--|

| | | | | | | | | | |
|--|--|--|--|--|--|--|--|--|--|
| | | | | | | | | | |
|--|--|--|--|--|--|--|--|--|--|

| | | | | | | | | | |
|--|--|--|--|--|--|--|--|--|--|
| | | | | | | | | | |
|--|--|--|--|--|--|--|--|--|--|

Nombre: Fecha:


- Escribe los números que faltan en estas series.

| | | | | | | | | | |
|---|--|---|--|---|--|---|--|---|--|
| 0 | | 2 | | 4 | | 6 | | 8 | |
|---|--|---|--|---|--|---|--|---|--|


| | | | | | | | | | |
|--|---|--|---|--|---|--|---|--|---|
| | 1 | | 3 | | 5 | | 7 | | 9 |
|--|---|--|---|--|---|--|---|--|---|

Nombre: Fecha:


- Pon el número que corresponde y cuenta el total.



y



son



y



son



Nombre: Fecha:

- Pon el número que corresponde y cuenta el total




y




son

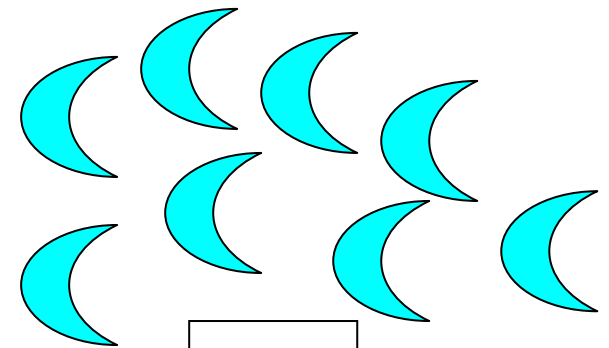




y



son



Nombre: Fecha:

¿Cuántos hay?.



.....

1 - 2 -




.....

1 -




.....

1 - 2 - 3 - - -



.....

1 - 2 - -

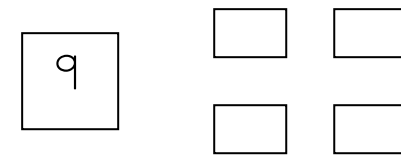
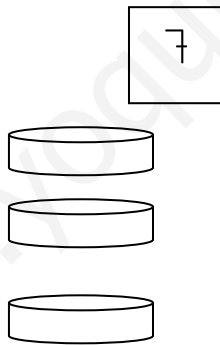

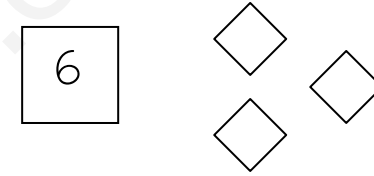
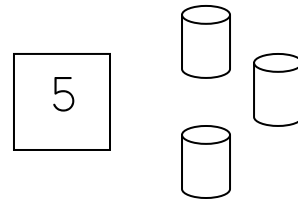



.....

1 - 2 - 3 - 4 - - -

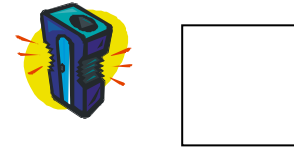
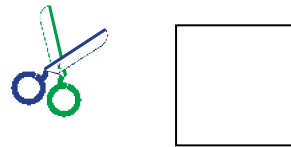

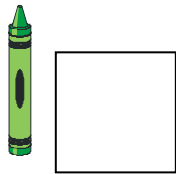

Nombre: Fecha:

- Pega tantos gomets como objetos tallan.



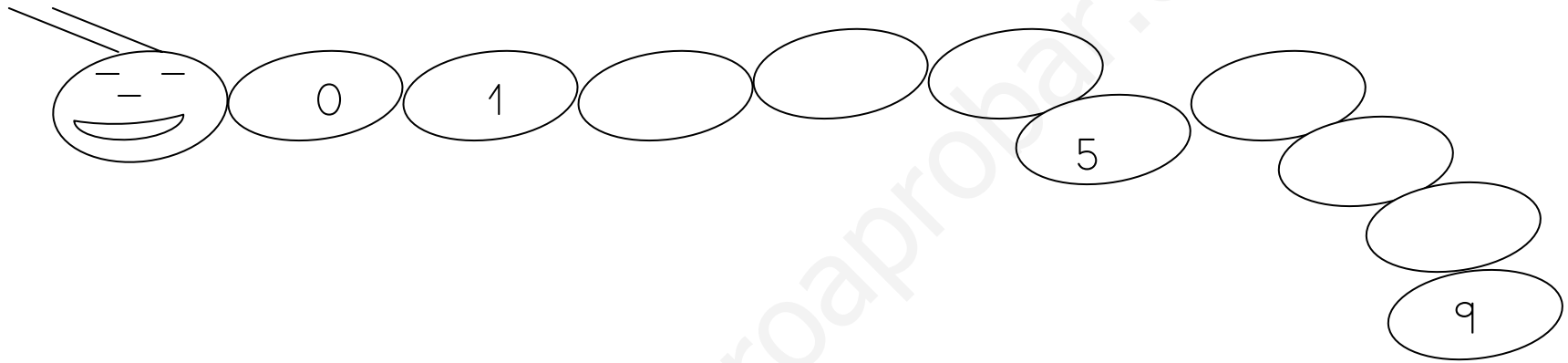
Nombre: Fecha:

• ¿Cuántos hay?.

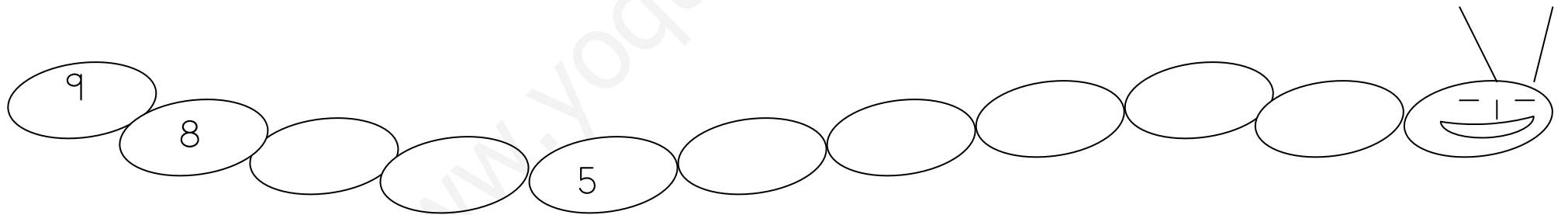


Nombre: Fecha:

- Completa la serie.



- Completa la serie decreciente



Nombre: Fecha:

- Completa con puntos el número indicado.

7

| | |
|---|--|
| 4 | |
|---|--|

8

| | |
|---|--|
| 7 | |
|---|--|

6

| | |
|---|--|
| 3 | |
|---|--|

5

| | |
|---|--|
| 2 | |
|---|--|

6

| | |
|---|--|
| 4 | |
|---|--|

5

| | |
|---|--|
| 3 | |
|---|--|

7

| | |
|---|--|
| 5 | |
|---|--|

9

| | |
|---|--|
| 8 | |
|---|--|

Nombre: Fecha:

- Ordena los números de menor a mayor.

6 4 5

| | | |
|--|--|--|
| | | |
|--|--|--|

8 7 9

| | | |
|--|--|--|
| | | |
|--|--|--|

8 2 5

| | | |
|--|--|--|
| | | |
|--|--|--|

- Ordena los números de mayor a menor.

5 3 7

| | | |
|--|--|--|
| | | |
|--|--|--|

2 4 1

| | | |
|--|--|--|
| | | |
|--|--|--|

9 6 8

| | | |
|--|--|--|
| | | |
|--|--|--|

Nombre: Fecha:

- El 10. Diez.

- Completa la serie.

| | | | | | | | | | |
|---|--|---|--|--|---|--|--|--|----|
| 1 | | 3 | | | 6 | | | | 10 |
|---|--|---|--|--|---|--|--|--|----|

- Completa la serie decreciente.

| | | | | | | | | | |
|----|--|--|--|---|--|--|---|--|---|
| 10 | | | | 6 | | | 3 | | 1 |
|----|--|--|--|---|--|--|---|--|---|

Nombre: Fecha:

- Completa la serie. Del 10 al 19.

| | | | | | | | | | | |
|----|----|--|--|--|--|--|--|--|--|----|
| 10 | 11 | | | | | | | | | 19 |
|----|----|--|--|--|--|--|--|--|--|----|

- Escribe los números que faltan en cada serie:

| | | | |
|--|---|--|----|
| | 8 | | 10 |
|--|---|--|----|

| | | | |
|--|---|---|--|
| | 4 | 5 | |
|--|---|---|--|

| | | | |
|--|--|----|----|
| | | 11 | 12 |
|--|--|----|----|

| | | | |
|--|--|---|---|
| | | 7 | 8 |
|--|--|---|---|

Nombre: Fecha:

- Rodea el número mayor.

| | | | |
|----------|----------|----------|----------|
| 7 9 | 12 3 | 13 17 | 4 1 |
| 10 5 | 10 15 | 0 2 | 5 3 |

- Relaciona.

1 decena y 3 unidades

15

10 y 7

1 decena y 7 unidades

13

10 y 5

1 decena y 5 unidades

17

10 y 3

Nombre: Fecha:

- Escribe el número anterior y el siguiente.

| | | |
|---|---|---|
| 4 | 5 | 6 |
| | 8 | |

| | | |
|--|----|--|
| | 9 | |
| | 13 | |

| | | |
|--|---|--|
| | 2 | |
| | 7 | |

| | | |
|--|----|--|
| | 10 | |
| | 11 | |

- Escribe el número que corresponde.

| | | | | | | | | | |
|--|--|--|--|--|--|--|--|--|--|
| | | | | | | | | | |
|--|--|--|--|--|--|--|--|--|--|

| | |
|--|--|
| | |
|--|--|

| |
|--|
| |
|--|

| | | | | | | | | | |
|--|--|--|--|--|--|--|--|--|--|
| | | | | | | | | | |
|--|--|--|--|--|--|--|--|--|--|

| | | | |
|--|--|--|--|
| | | | |
|--|--|--|--|

| |
|--|
| |
|--|

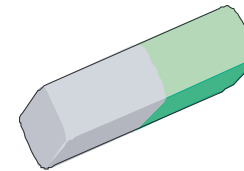
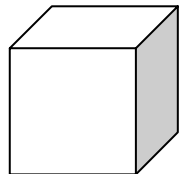
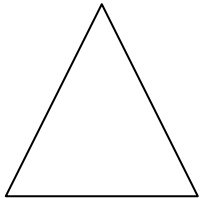

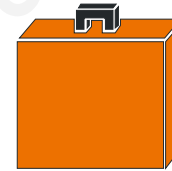
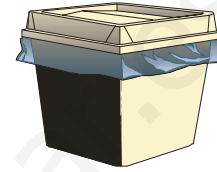

| | | | | | | | | | |
|--|--|--|--|--|--|--|--|--|--|
| | | | | | | | | | |
|--|--|--|--|--|--|--|--|--|--|

| | | | | | | | | | |
|--|--|--|--|--|--|--|--|--|--|
| | | | | | | | | | |
|--|--|--|--|--|--|--|--|--|--|

| |
|--|
| |
|--|


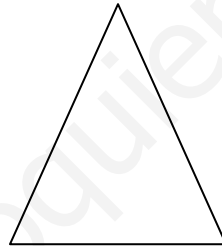



Nombre: Fecha:

- Une cada figura con el objeto que sirve para dibujarla.



Nombre: Fecha:

- Une cada figura geométrica con el objeto que tiene la misma forma.
que tiene la misma forma.



Nombre: Fecha:

● Completa:



y



son



.....

.....

.....



y



son



.....

.....

.....



y



son




.....

.....


.....

Nombre: Fecha:


● Completa:



y



son



.....

.....


.....



y




son




.....

.....


.....



y



son



.....

.....

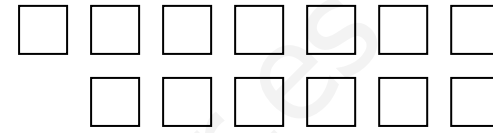
.....

Nombre: Fecha:

• Relaciona:

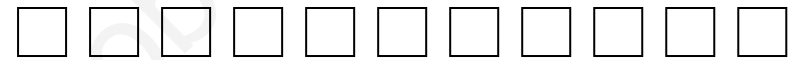
10

10 y 2



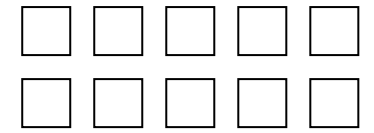
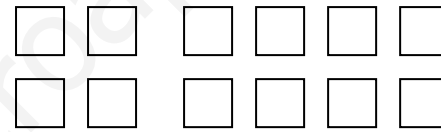
11

10 y 4



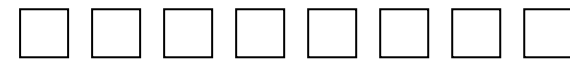
12

10



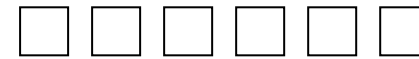
13

10 y 1



14

10 y 3



Nombre: Fecha:


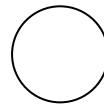

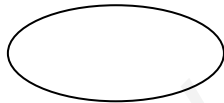

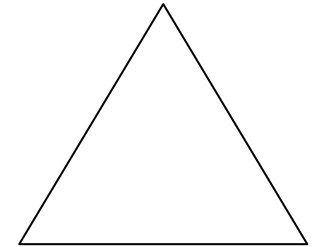

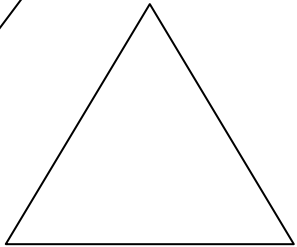
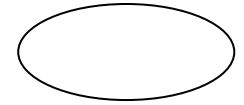

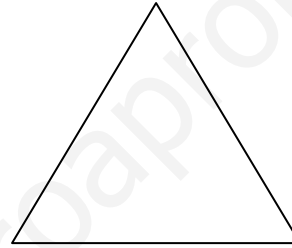
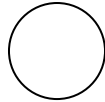

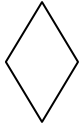
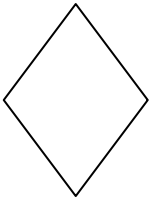



● Colorea:



Completa la serie:

Nombre: Fecha:


• Formas geométricas. Colorea



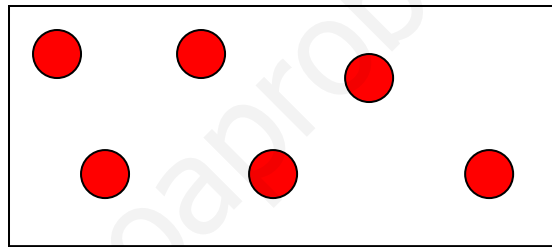
Nombre: Fecha:

- Números 6 y 7.

Completa cada grupo:



6



7

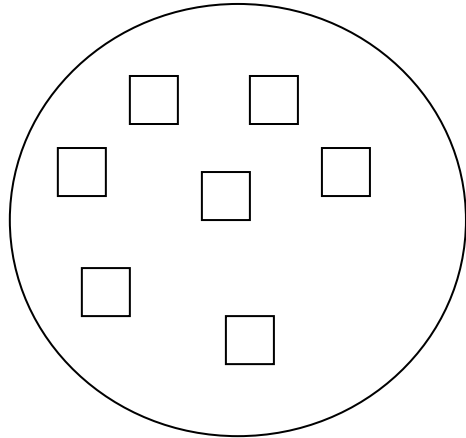
- Completa la serie:

| | | | | | | | |
|---|--|--|--|--|--|--|---|
| 0 | | | | | | | 7 |
|---|--|--|--|--|--|--|---|

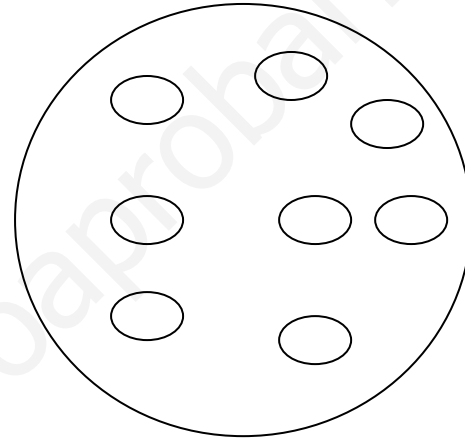
Nombre: Fecha:

- Numeros 8 y 9.

Completa cada grupo.



8



9

Completa estas series:

| | | | | | | | | | |
|---|--|--|--|--|---|--|--|--|---|
| 0 | | | | | 5 | | | | 9 |
|---|--|--|--|--|---|--|--|--|---|

Nombre: Fecha:

• Escribe los números que faltan:

| | | | |
|---|--|---|--|
| 3 | | 5 | |
|---|--|---|--|

| | | | |
|--|---|--|---|
| | 7 | | 9 |
|--|---|--|---|

| | | | |
|---|--|---|--|
| 2 | | 4 | |
|---|--|---|--|

| | | | |
|---|--|---|--|
| 0 | | 2 | |
|---|--|---|--|

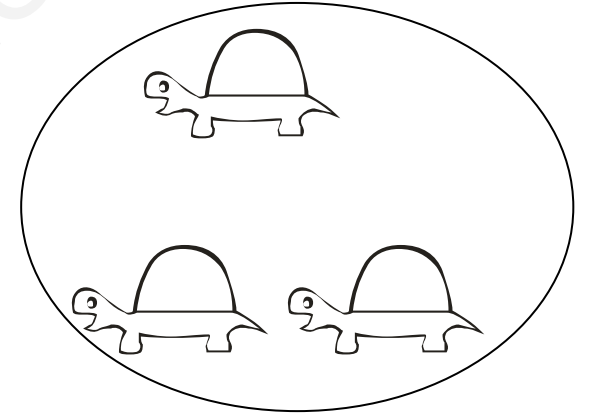

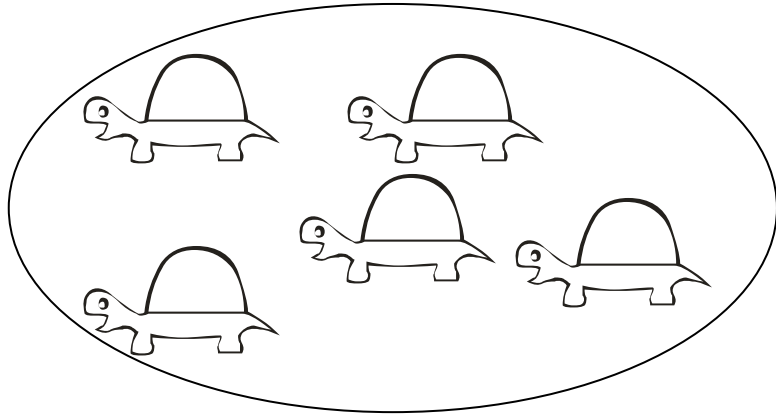
| | | | |
|---|--|--|---|
| 5 | | | 8 |
|---|--|--|---|

| | | | |
|---|--|--|---|
| 6 | | | 9 |
|---|--|--|---|




Nombre: Fecha:

- Más que, menos que:

Colorea dónde hay menos.



Colorea dónde hay más:



Nombre: Fecha:

● Cuenta y completa:



y



son



y



son



y



son





Nombre: Fecha:

● Cuenta y completa:




y



y





son



y




son



y



son



Nombre: Fecha:

• Rodea el número mayor:

8 4 2

5 3 7

4 0 9

1 7 2

9 2 5

1 5 7

6 1 9

0 8 5

4 7 2

Nombre: Fecha:

• Rodea el número menor:

1 7 4

2 6 7

2 0 1

8 1 7

4 2 5

9 5 7

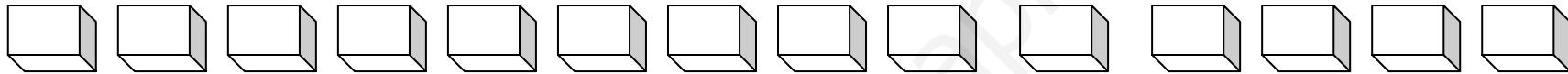
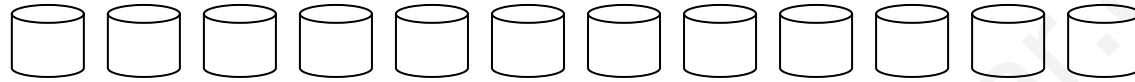
7 3 9

4 2 1

4 7 2

Nombre: Fecha:

• La Decena. Forma grupos de 10:



Nombre: Fecha:

• Decenas y unidades:

$$10 \text{ y } 1 = \dots\dots\dots$$

$$10 \text{ y } 2 = \dots\dots\dots$$

$$10 \text{ y } 3 = \dots\dots\dots$$

$$10 \text{ y } 4 = \dots\dots\dots$$

$$10 \text{ y } 5 = \dots\dots\dots$$

Nombre: Fecha:

• Decenas y unidades:

$$10 \text{ y } 5 = \dots\dots\dots$$

$$10 \text{ y } 6 = \dots\dots\dots$$

$$10 \text{ y } 7 = \dots\dots\dots$$

$$10 \text{ y } 8 = \dots\dots\dots$$



$$10 \text{ y } 9 = \dots\dots\dots$$

Nombre: Fecha:

• Completa lo que falta:

Un  y un  son  

Una  y una  son  

Una  y una  son  

Nombre: Fecha:

• Completa lo que falta:



2

más



1

son

.....



1

más



2

son

.....



1

más



1

más



1

son

.....

Nombre: Fecha:

• Completa lo que falta.

• El signo = significa igual.





1 más 1 =


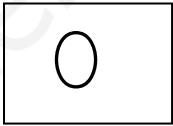


2 más 0 =

Nombre: Fecha:

• Completa lo que falta.

 más 
2 + 1 =

 +  =

 más 
1 + 2 =


Nombre: Fecha:

● Problema. Resuelve.

Tengo



Me dan



Ahora tengo:

$$5 + 4 = \dots\dots$$

Tengo



Me dan



Ahora tengo.....

$$8 + 5 = \dots\dots$$

Nombre: Fecha:

- Ordena los números de menor a mayor.

3 5 1

| | | |
|--|--|--|
| | | |
|--|--|--|

4 2 6

| | | |
|--|--|--|
| | | |
|--|--|--|

5 7 6

| | | |
|--|--|--|
| | | |
|--|--|--|

- Ordena los números de mayor a menor.

3 5 4

| | | |
|--|--|--|
| | | |
|--|--|--|

2 4 3

| | | |
|--|--|--|
| | | |
|--|--|--|

9 7 8

| | | |
|--|--|--|
| | | |
|--|--|--|

Nombre: Fecha:

• Relaciona cada número con su cantidad.



1

2

3

4

5



Nombre: Fecha:

• Busca y rodea el número: 10

10

30

50

10

40

10

20

50

20

50

30

10

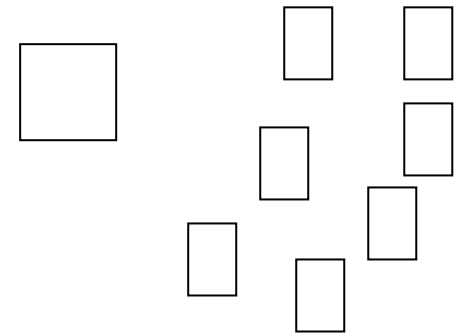

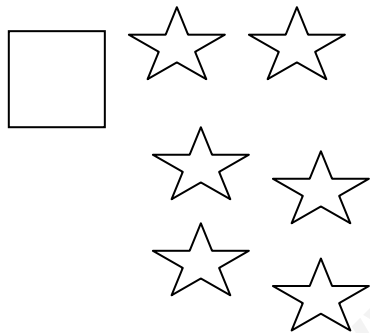
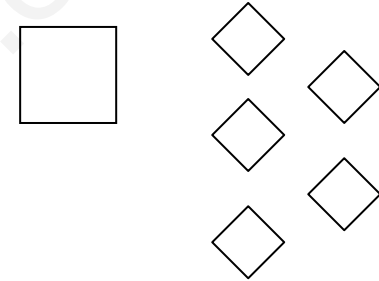
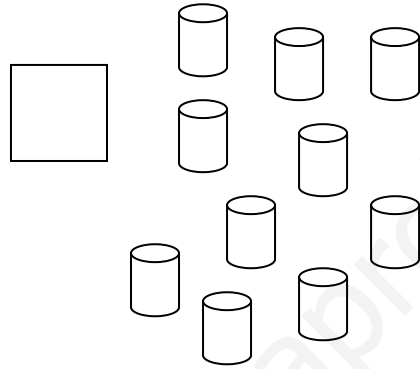

10

30

20

Nombre: Fecha:

- Cuenta y pon el número que corresponde



Nombre: Fecha:

• Busca y rodea el número: 11

10

11

12

11

13

14

11

15

11



13

10

11

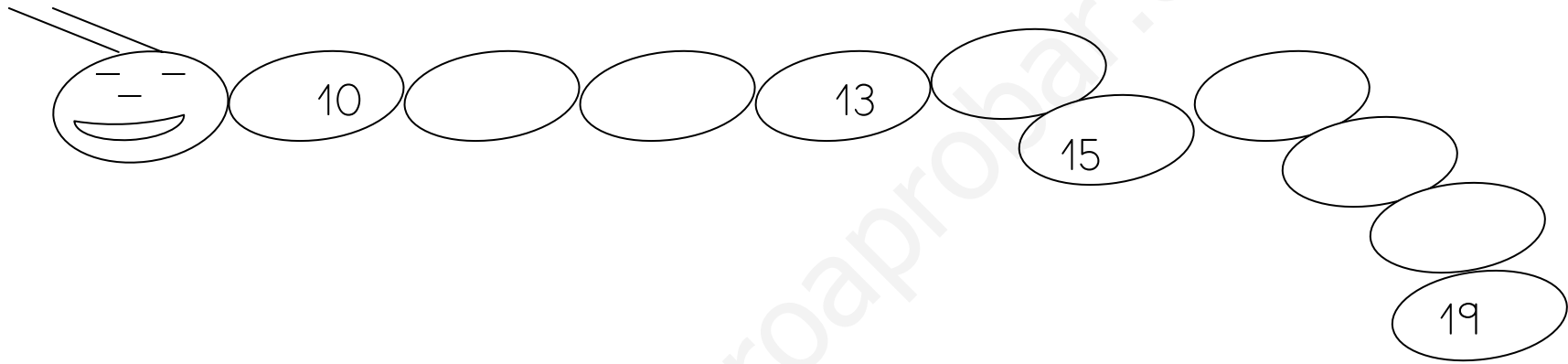
Nombre: Fecha:

• Cuenta y rodea 10  , 10  y 10 

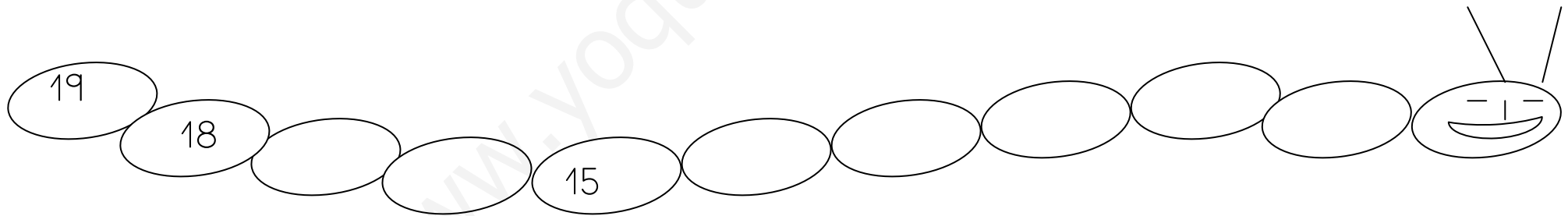


Nombre: Fecha:

- Completa la serie.



- Completa la serie decreciente



Nombre: Fecha:

- ¿Qué número falta?.

| | |
|---|--|
| 4 | |
|---|--|

| | |
|---|--|
| 7 | |
|---|--|

| | |
|---|--|
| 3 | |
|---|--|

| | |
|---|--|
| 2 | |
|---|--|

| | |
|---|--|
| 8 | |
|---|--|

| | |
|---|--|
| 5 | |
|---|--|

| | |
|---|--|
| 6 | |
|---|--|

| | |
|---|--|
| 9 | |
|---|--|

Nombre: Fecha:

- Busca y rodea el número: 12

10

11

12

13

12

14

11

15

11

12

10

12

Nombre: Fecha:

- Completa la serie. Del 10 al 15.

| | | | | | |
|----|----|--|--|--|--|
| 10 | 11 | | | | |
|----|----|--|--|--|--|

- Escribe los números que faltan en cada serie:

| | | | |
|--|---|--|----|
| | 8 | | 10 |
|--|---|--|----|

| | | | |
|--|---|----|--|
| | 9 | 10 | |
|--|---|----|--|

| | | | |
|----|--|----|--|
| 10 | | 12 | |
|----|--|----|--|

| | | | |
|----|--|----|--|
| 12 | | 14 | |
|----|--|----|--|

Nombre: Fecha:

● Relaciona.

12

10 y 5

13

10 y 4

11

10 y 3

15

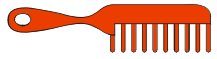
10 y 2

14

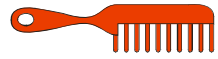
10 y 1

Nombre: Fecha:

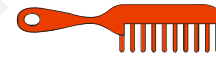
● Completa:



y



son




.....

.....

.....



y



son




.....

.....

.....



y



son



.....

.....

.....

Nombre: Fecha:

- Completa la serie. Del 14 al 19.

| | | | | | |
|----|----|--|--|--|--|
| 14 | 15 | | | | |
|----|----|--|--|--|--|

- Escribe los números que faltan en cada serie:

| | | | |
|--|----|--|----|
| | 10 | | 12 |
|--|----|--|----|

| | | | |
|--|----|----|--|
| | 14 | 15 | |
|--|----|----|--|

| | | | |
|----|--|----|--|
| 14 | | 16 | |
|----|--|----|--|

| | | | |
|----|--|----|--|
| 15 | | 17 | |
|----|--|----|--|

Nombre: Fecha:

- Busca y rodea el número: 13

10

12

13

11

14

10

11

13

13

12

13

12

www.yoquieroaprobar.es

Nombre: Fecha:

• Busca y rodea el número: 14

12

14

11

14

10

12

14

15

14

13

10

14

Nombre: Fecha:

- Busca y rodea el número: 15

15

14

15

12

10

12

14

15

14

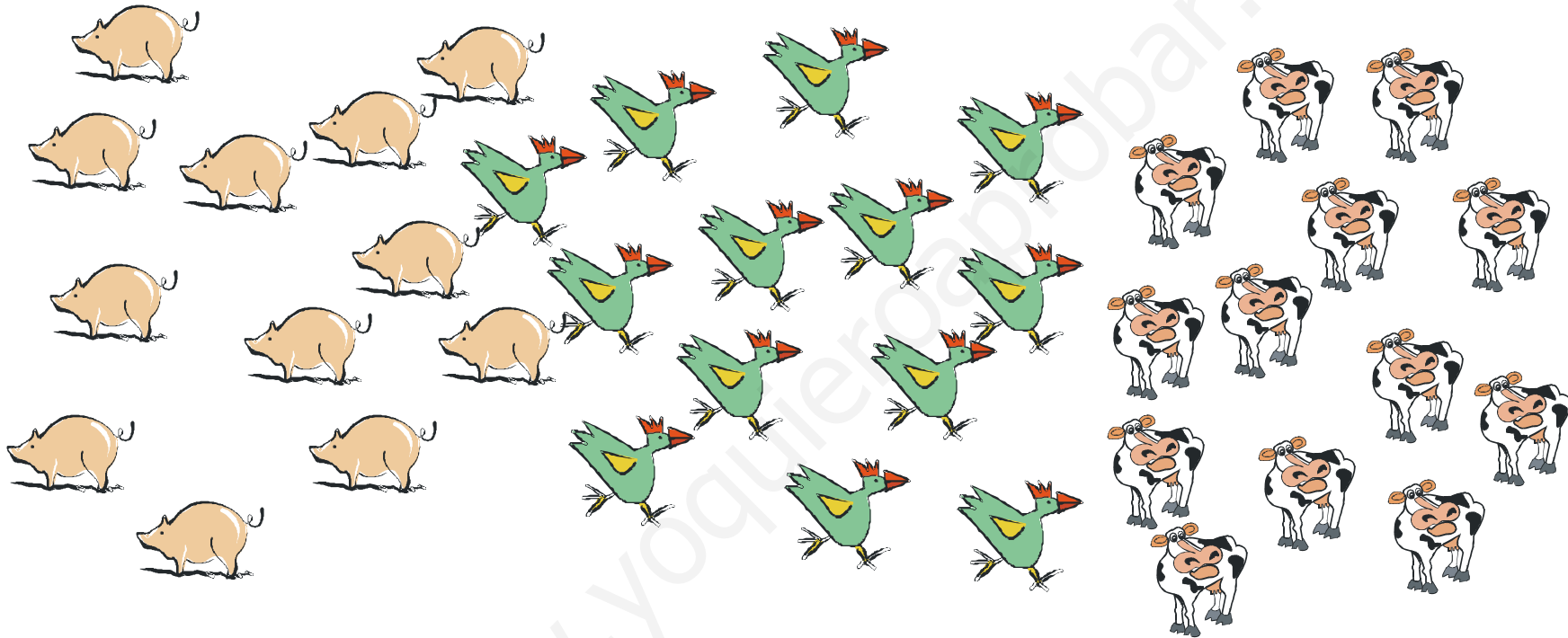
15

15

14


Nombre: Fecha:

- Cuenta y rodea 11 animales de cada clase.




Nombre: Fecha:

- Cuenta y rodea 12 frutas de cada clase.



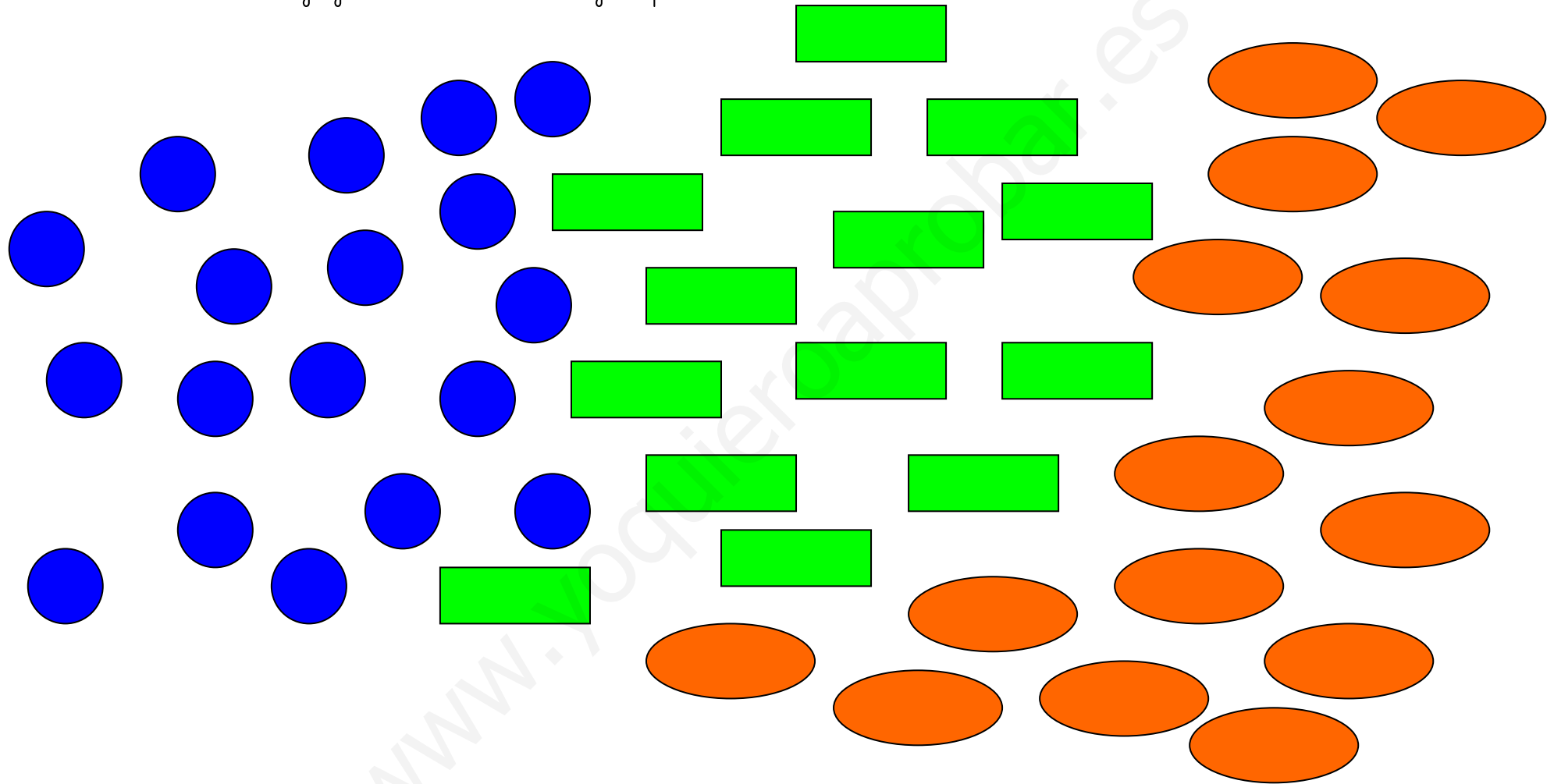
Nombre: Fecha:

- Rodea 13 alimentos de cada grupo



Nombre: Fecha:

- Rodea 14 figuras de cada grupo






Nombre: Fecha:

- Rodea 15 animales de cada grupo.



Nombre: Fecha:

- Cuenta y pon el número que corresponde en cada grupo.



Nombre: Fecha:

• Tengo
en total?



Me dan




¿Cuántos tengo


y

son

• Tengo
gatos tengo ahora?



y encuentro



¿Cuántos

Y

son

Nombre: Fecha:

- Completa la serie.

| | | | | | | | | | |
|---|--|---|--|--|---|--|--|--|----|
| 1 | | 3 | | | 6 | | | | 10 |
|---|--|---|--|--|---|--|--|--|----|

- Completa la serie decreciente.

| | | | | | | | | | |
|----|--|--|--|---|--|--|---|--|---|
| 10 | | | | 6 | | | 3 | | 1 |
|----|--|--|--|---|--|--|---|--|---|

Nombre: Fecha: