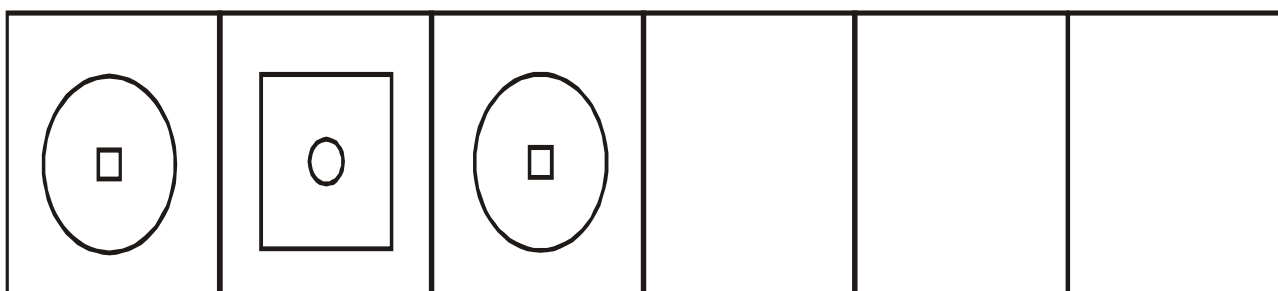
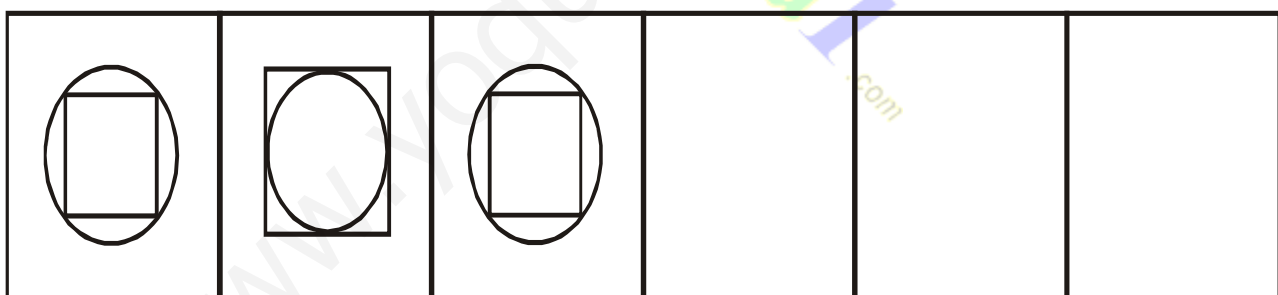

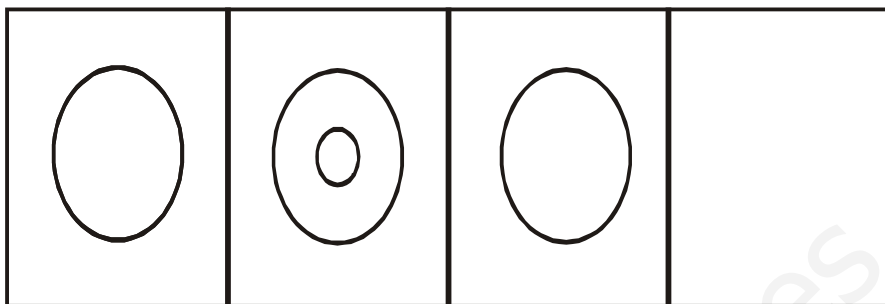

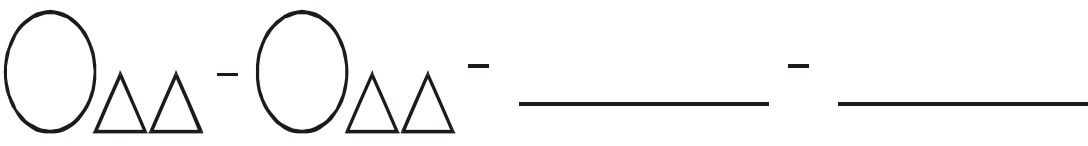
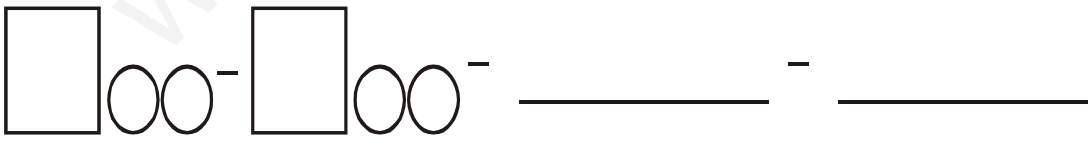
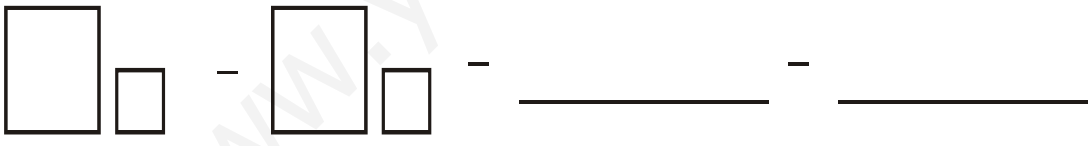

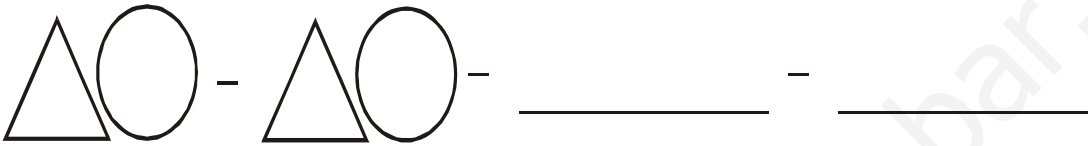
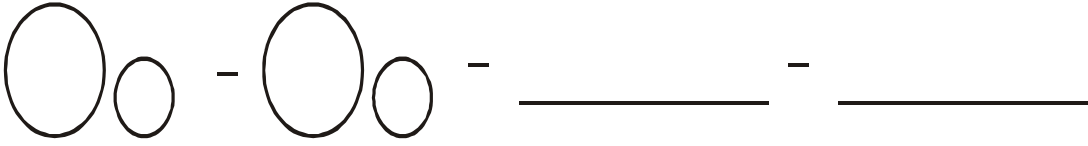
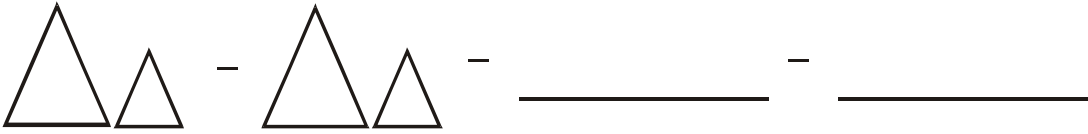


SERIACIÓN DE FORMAS

Sigue la serie de figuras.



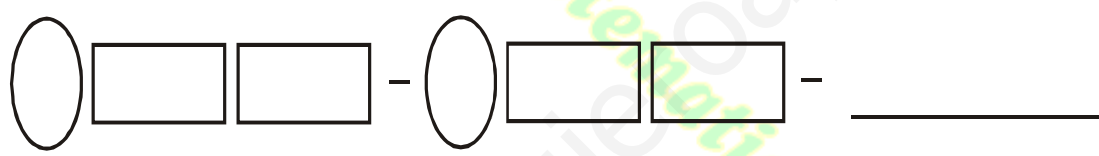
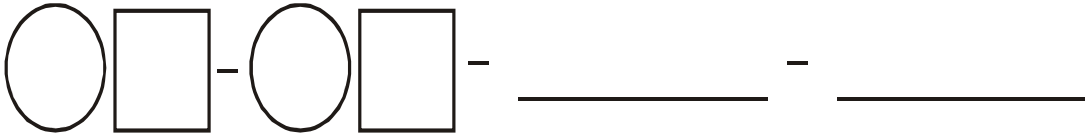


► Sigue la serie gráfica






www.Matematica1.com

► Continua con la serie:







Sigue la serie numérica ascendente







SERIES NUMÉRICAS

► Completa la serie de números



SERIES NUMÉRICAS

► Completa la serie descendente



SERIES NUMÉRICAS

Descendentes

-1

10 9 ○ ○ 6 ○ ○ 3 ○ ○

-1

15 ○ ○ 12 ○ ○ 9 ○ ○ 6

-1

17 ○ 15 ○ ○ 12 ○ 10 ○ ○

-1

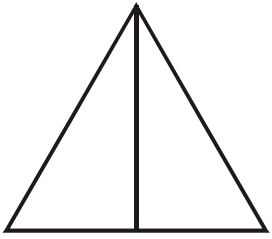
20 ○ 18 ○ ○ 15 ○ ○ 12 ○

-1

9 ○ 7 ○ ○ 4 ○ ○ 1 ○

CONTEO DE FIGURAS

1. En la figura ¿Cuántos triángulos hay?



Solución


1° Los partimos



¿Cuántos \triangle de 1 pieza hay?

Hay ___ \triangle

2° Arma los triángulos en 2 piezas

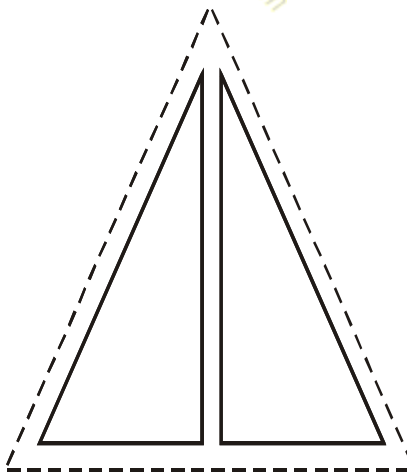


¿Cuántos \triangle de 2 piezas hay?

Hay ___ \triangle


3° Halla la suma de los \triangle

N° de Piezas	N° de Triángulos
De 1 parte	
De 2 partes	

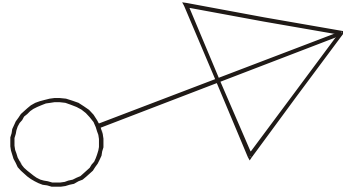


Respuesta:

hay ___ \triangle




Hay _____ 



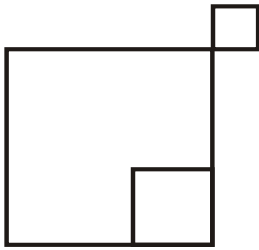
Hay _____ 



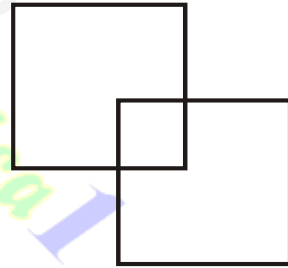
Hay _____ 



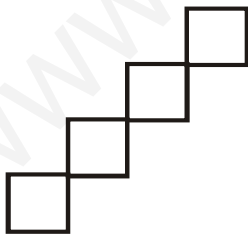
Hay _____ 



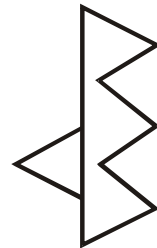
Hay _____ 



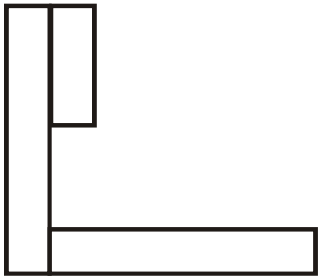
Hay _____ 



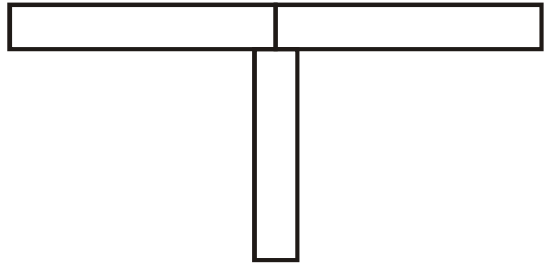
Hay _____ 




Hay _____ 




Hay _____ 



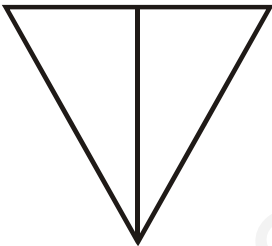
Hay _____ 



Hay _____ 



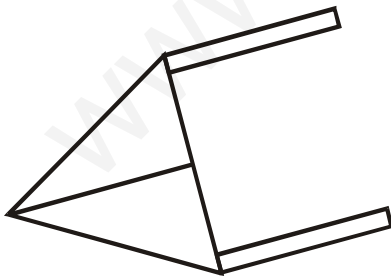
Hay _____ 



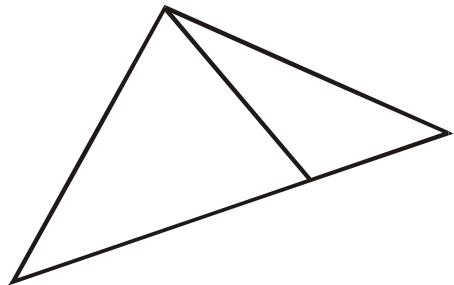
Hay _____ 



Hay _____ 







Hay _____ 



Hay _____ 

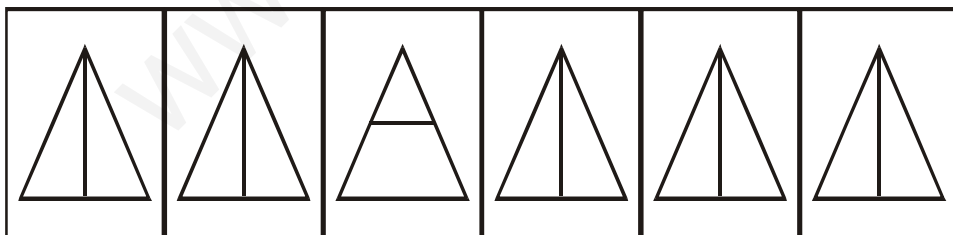
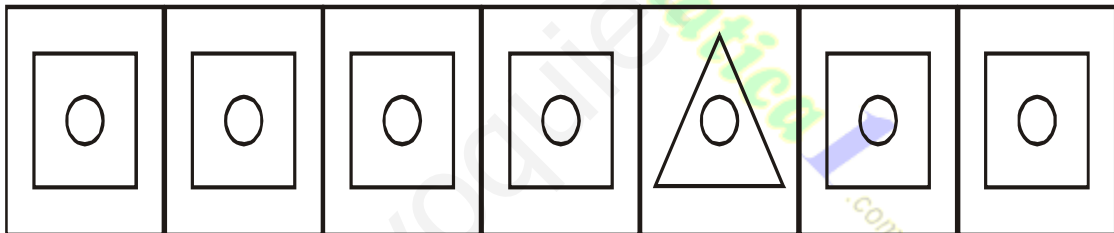

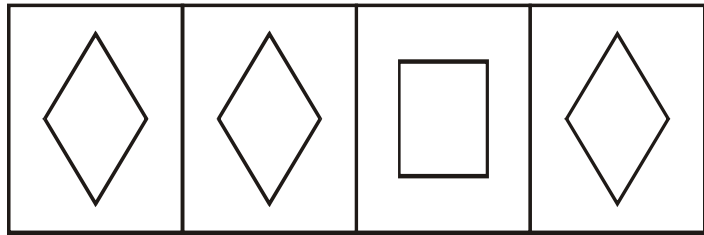
► Ayuda a llegar a cada animalito a su casa, usando colores.







www.Matematica1.com

FIGURAS DIFERENTES



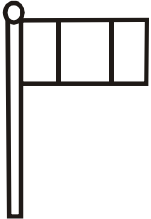

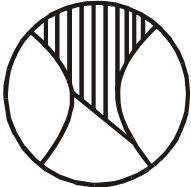

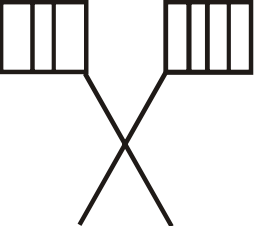


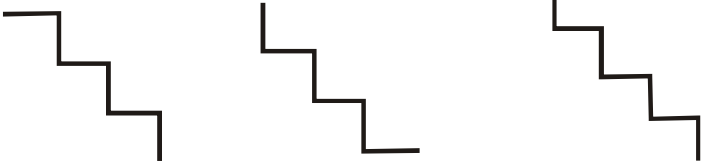
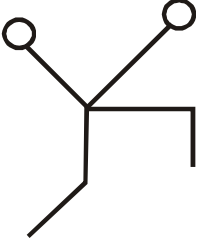

► Identifica y colorea las figuras diferentes



► Encierra las figuras diferentes de cada grupo.




► Busca la forma igual a la primera.

► **Resuelve las operaciones indicadas y colorea.**

10 verde claro 9 verde oscuro 8 amarillo

7 marrón 6 azul 5 celeste 4 rojo


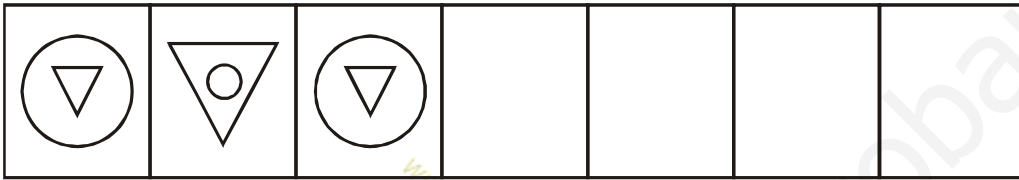
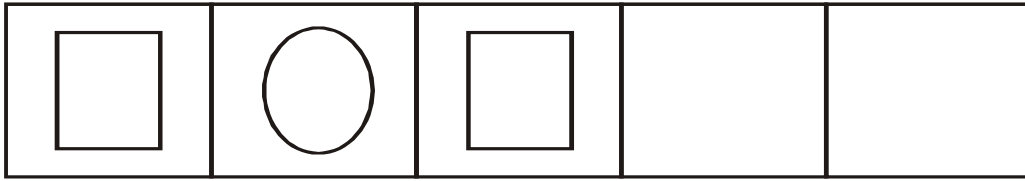


DISCRIMINACIÓN VISUAL



SERIACIONES GRÁFICAS

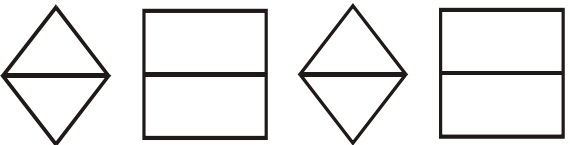
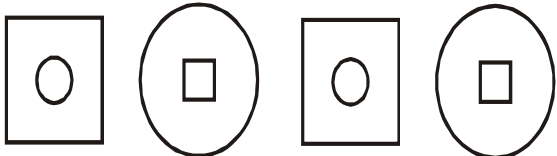


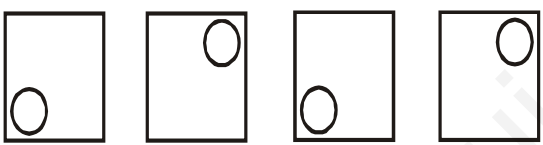



► Observa y continúa la serie.



► Continúa las series gráficas:

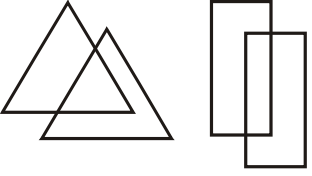


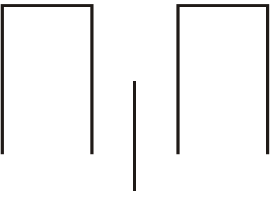

www.yoquieroaprobar.es

www.Matematica1.com

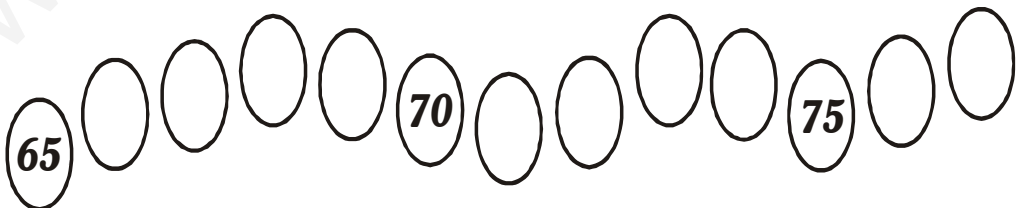





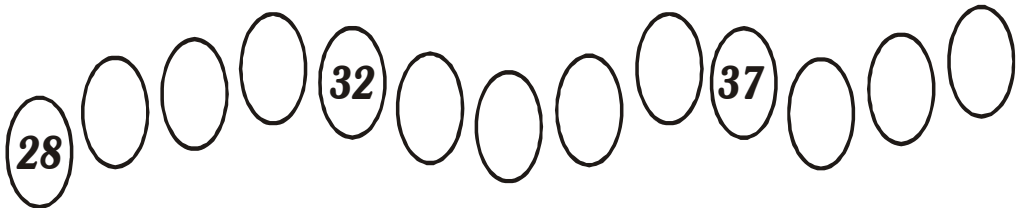

SERIACIONES NUMÉRICAS

Ascendente

SERIACIONES NUMÉRICAS

Ascendente



www.Matematica1.com


SERIES NUMÉRICAS

► *Completa Series Numéricas*

43		41			38	
----	--	----	--	--	----	--



29				25		
----	--	--	--	----	--	--



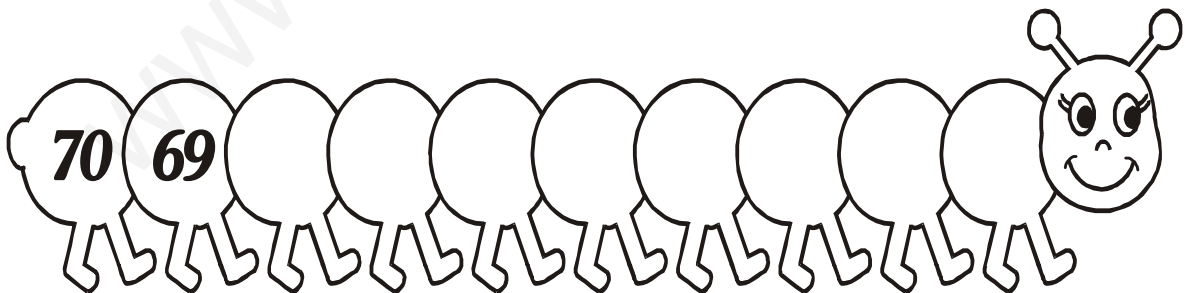



58					53	
----	--	--	--	--	----	--



65			62			
----	--	--	----	--	--	--

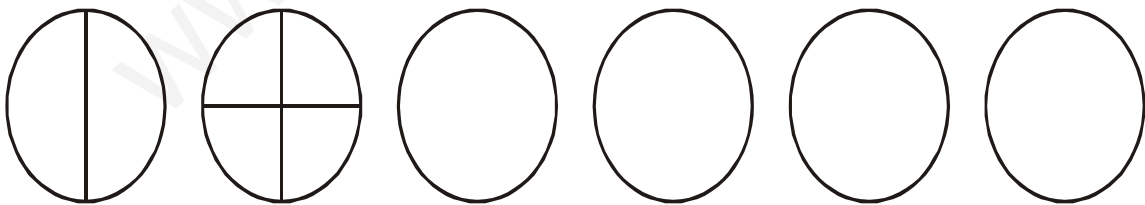
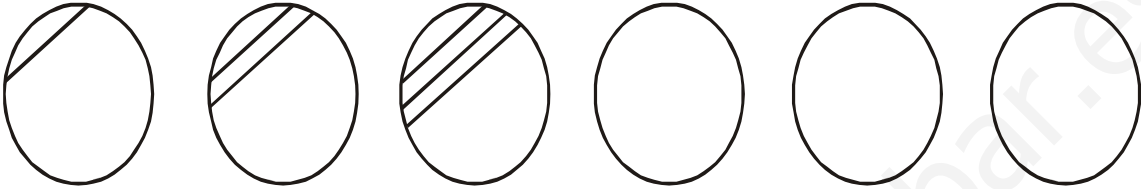


► *Completa cada serie descendente.*



SECUENCIA GRÁFICA

► **Observa y sigue la sucesión gráfica.**



SUCESIONES NUMÉRICAS ASCENDENTES

 $+1$

8 ○ ○ ○ ○ ○

 $+2$

3 ○ ○ ○ ○ ○

 $+3$

7 ○ ○ ○ ○ ○

 $+2$

10 ○ ○ ○ ○ ○

 $+3$

9 ○ ○ ○ ○ ○

 $+4$

12 ○ ○ ○ ○ ○

SUCESIONES NUMÉRICAS

DESCENDENTES

-2

14 ○ ○ ○ ○ ○

-3

18 ○ ○ ○ ○ ○

-2

30 ○ ○ ○ ○ ○

-3

28 ○ ○ ○ ○ ○

-2


40 ○ ○ ○ ○ ○

-1

35 ○ ○ ○ ○ ○

$+2$

5 ○ ○ ○ ○ ○ ○



-1

10 ○ ○ ○ ○ ○ ○




$+3$

2 ○ ○ ○ ○ ○ ○



$+5$

5 ○ ○ ○ ○ ○ ○



-2

20 ○ ○ ○ ○ ○ ○



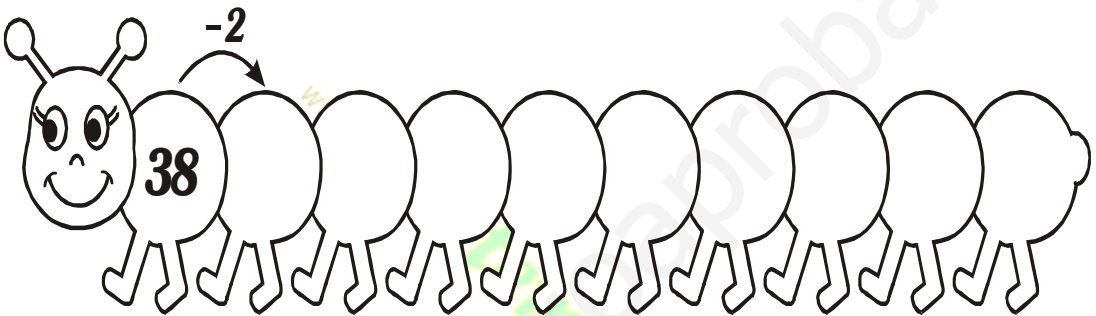
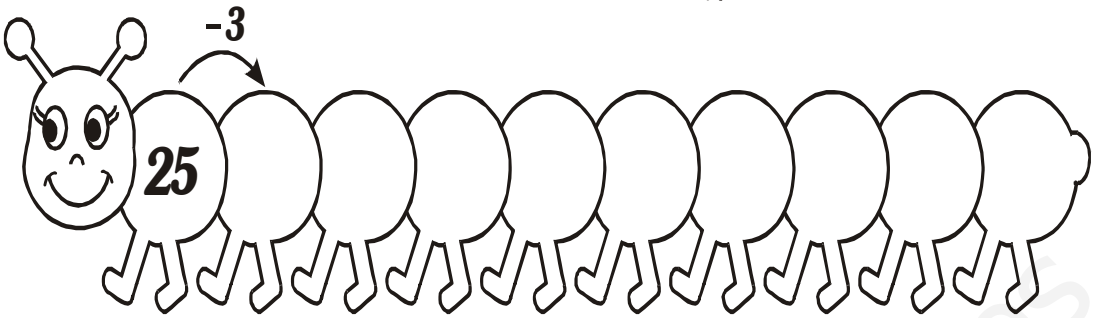


$+2$

16 ○ ○ ○ ○ ○ ○





EJERCICIOS


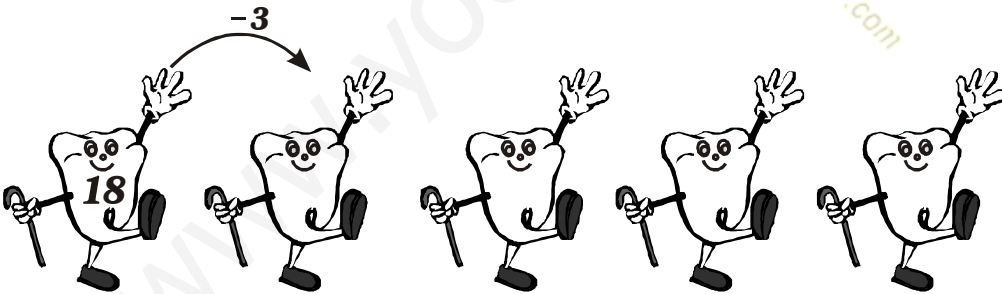
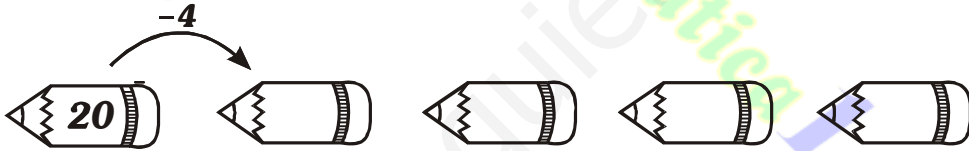


SUCESIONES GRÁFICAS

► **Dibuja la figura que sigue:**



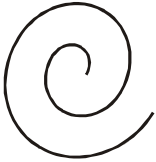
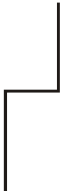

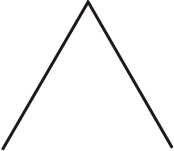


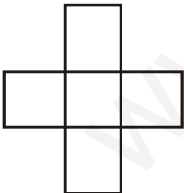
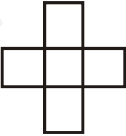


► **Completa las series descendentes:**



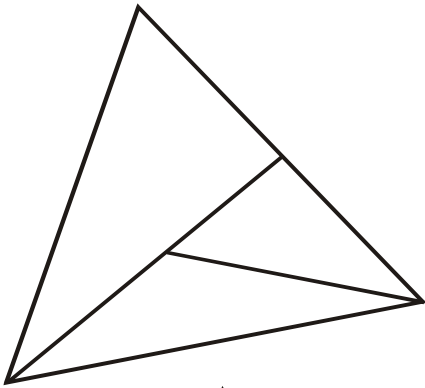
SERIES GRÁFICAS


► Continúa la serie.

JUQUEMOS CON FIGURAS

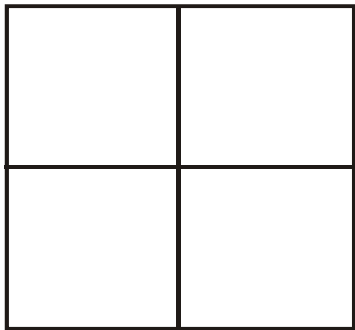
► ¿Cuántas figuras hay?




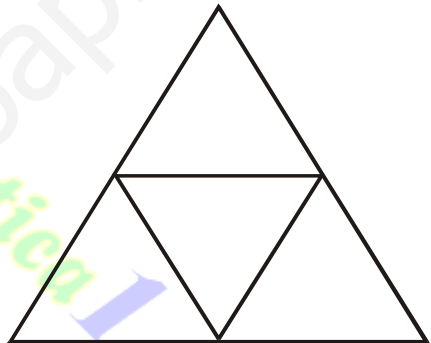
 = _____




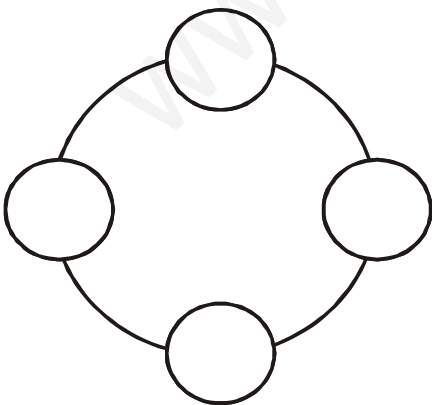
 = _____



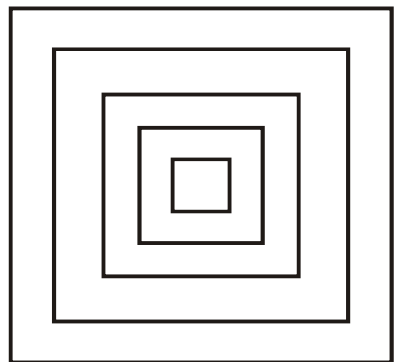
 = _____



 = _____















 = _____




 = _____

SERIACIONES NUMÉRICAS

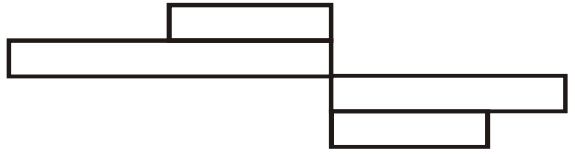
► *Completa la serie ascendente*




EJERCICIOS



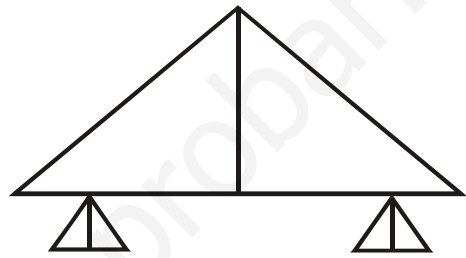
Hay _____ 




Hay _____ 



Hay _____ 



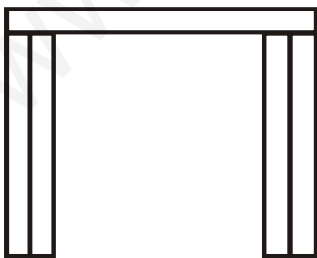
Hay _____ 



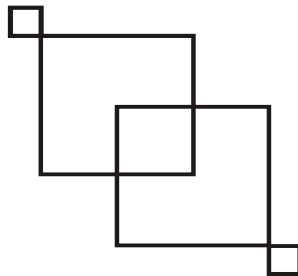
Hay _____ 



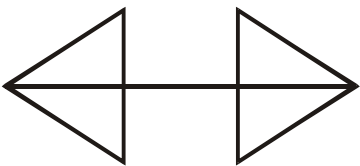

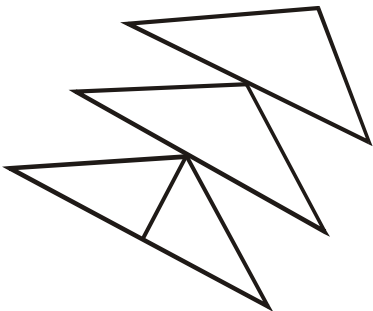



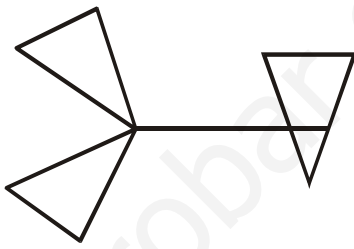

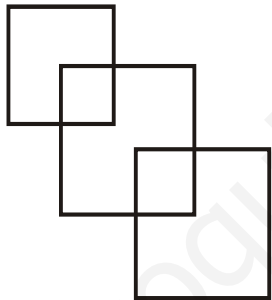

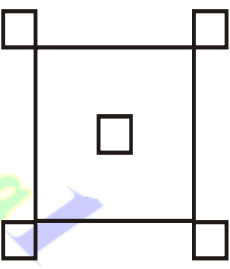

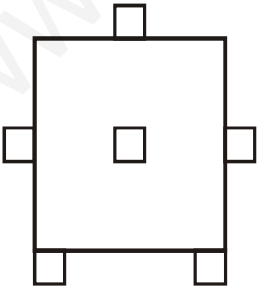

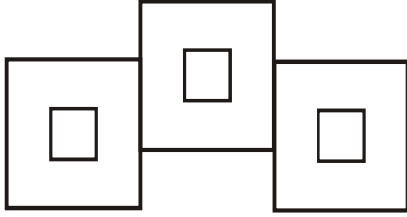

Hay _____ 



Hay _____ 







Hay _____ 

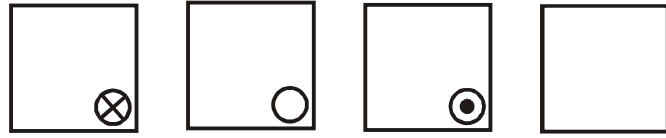
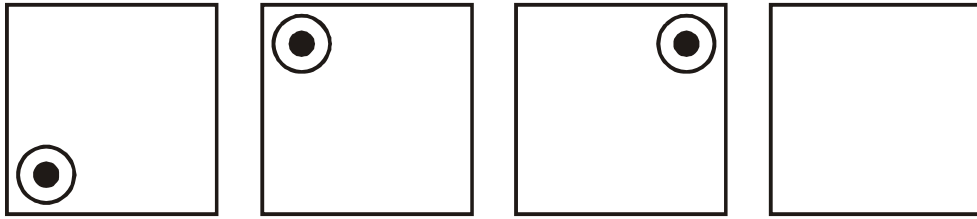
 <p>Hay _____ </p>	 <p>Hay _____ </p>
 <p>Hay _____ </p>	 <p>Hay _____ </p>
 <p>Hay _____ </p>	 <p>Hay _____ </p>
 <p>Hay _____ </p>	 <p>Hay _____ </p>

SERIES NUMÉRICAS

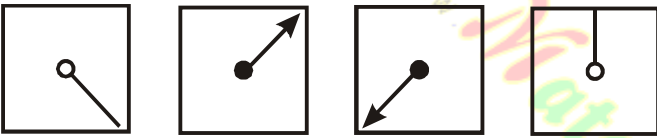
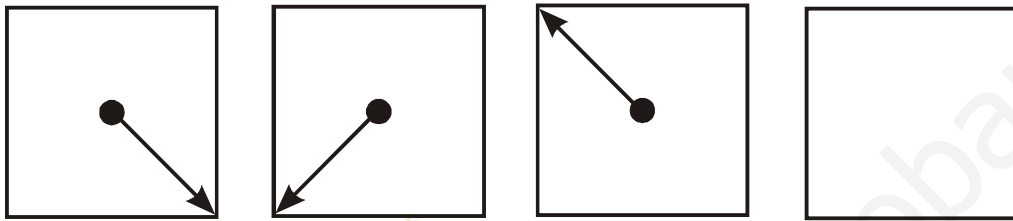
► *Completa la serie descendente*



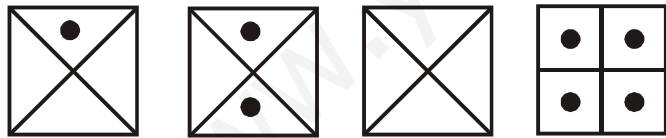
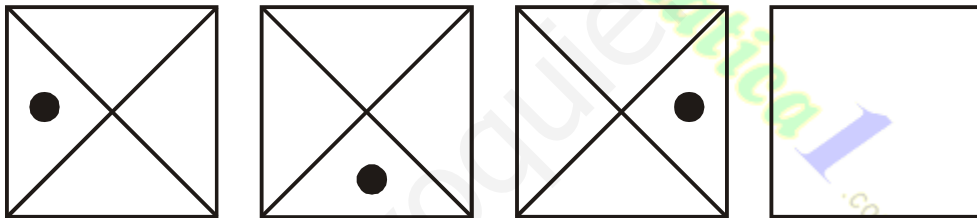
¿Qué figura continúa?



a) b) c) d)



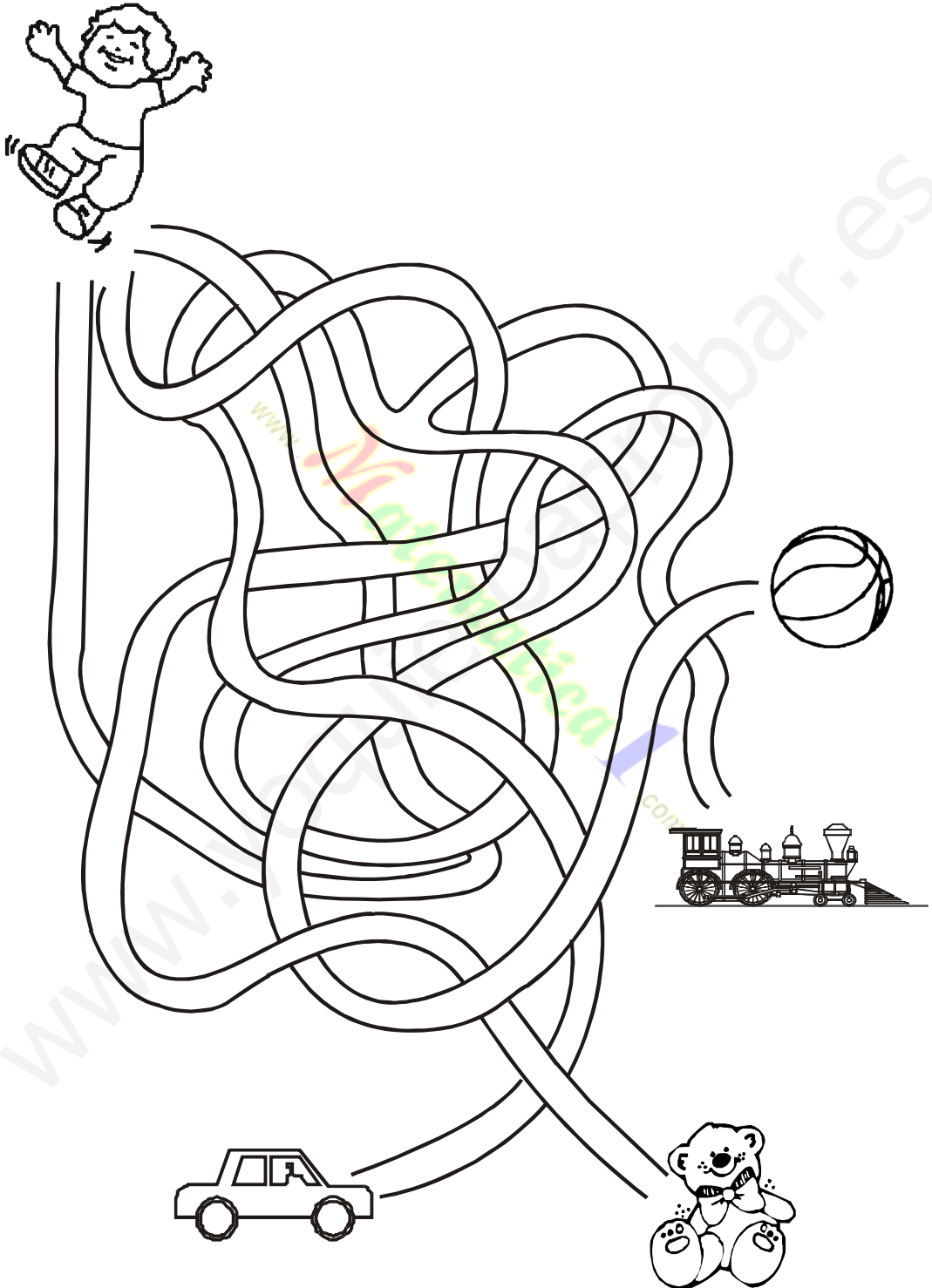
a) b) c) d)



a) b) c) d)



LABERINTO

- ▶ Busca el juguete del niño.
- ▶ Mi juguete es _____







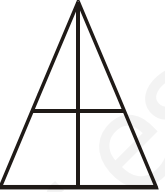






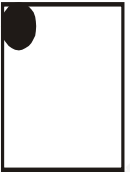



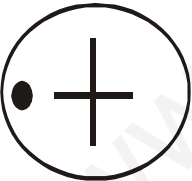

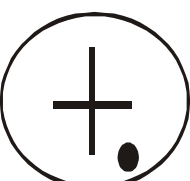

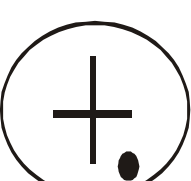
► Busca la forma igual a la 1^{era}

► **Observamos y pintamos figuras diferentes.**




ENCONTREMOS FIGURAS DIFERENTES

► Uno es diferente ¿Cuál es?



JUEGO, PIENSO Y RAZONO



► **Colorea de acuerdo a los resultados.**

- 0 = azul 2 = celeste 4 = amarillo 6 = marrón 8 = morado
- 1 = rojo 3 = verde 5 = rosado 7 = naranja

**Suma mentalmente y une
con su resultado**

$24+8$

44

$35+5$

36

$42+2$

32

$29+7$

57

$50+7$

40

1) $(?) > 20$

- a) 4
- b) 9
- c) 28
- d) 19

2) $(?) > 28$

- e) 11
- f) 20
- g) 24
- h) 36

3) $(?) > 30$

- i) 45
- j) 29
- k) 27
- l) 26

4) $(?) > 50$

- ll) 37
- m) 29
- n) 51
- ñ) 8

5) $(?) > 58$

- o) 60
- p) 52
- q) 47
- r) 39

6) $(?) > 60$

- s) 59
- t) 50
- u) 47
- v) 61

7) $(?) > 40$

- w) 40
- x) 20
- y) 60
- z) 10

8) $(?) > 35$

- a) 35
- b) 53
- c) 27
- d) 17

9) $(?) > 29$

- e) 92
- f) 10
- g) 15
- h) 22

10) $(?) > 20$

- i) 26
- j) 32
- k) 49
- l) 16

11) $(?) > 36$

- ll) 36
- m) 18
- n) 42
- ñ) 21

12) $(?) > 64$

- a) 46
- b) 64
- c) 39
- d) 70

13) $(?) < 40$

- a) 40
- b) 45
- c) 53
- d) 28

14) $(?) < 70$

- e) 71
- f) 80
- g) 20
- h) 75

15) $(?) < 60$

- i) 59
- j) 60
- k) 61
- l) 62

16) $(?) < 39$

- ll) 80
- m) 53
- n) 40
- ñ) 7

17) $(?) < 28$

- o) 82
- p) 34
- q) 10
- r) 50

18) $(?) < 36$

- s) 37
- t) 39
- u) 63
- v) 6

19) $(?) < 45$

- w) 40
- x) 48
- y) 62
- z) 71

20) $(?) < 52$

- a) 90
- b) 25
- c) 60
- d) 55

21) $(?) < 63$

- e) 36
- f) 71
- g) 68
- h) 64

22) $(?) < 52$

- i) 55
- j) 51
- k) 72
- l) 62

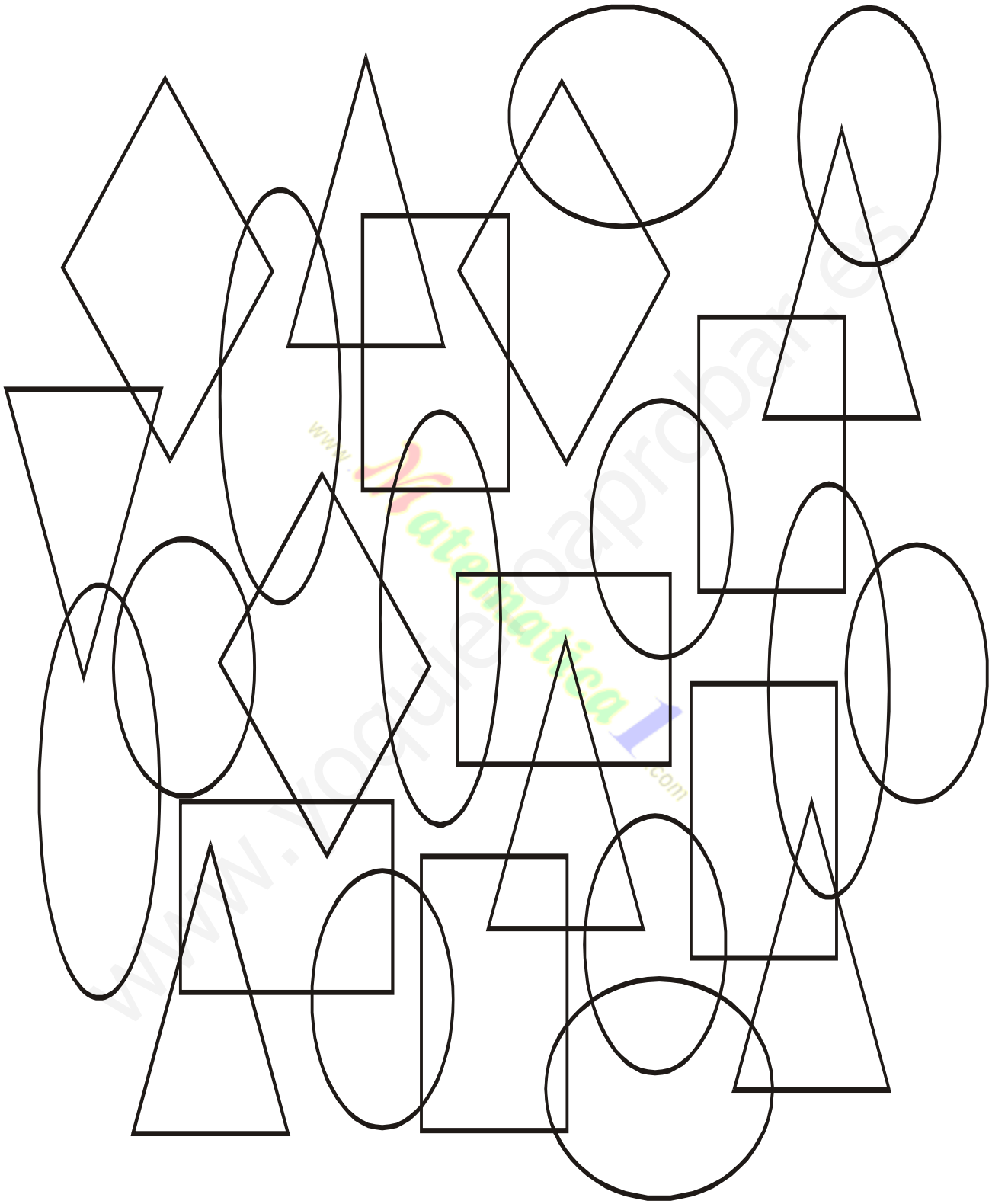
23) $(?) < 48$

- ll) 84
- m) 47
- n) 48
- ñ) 49

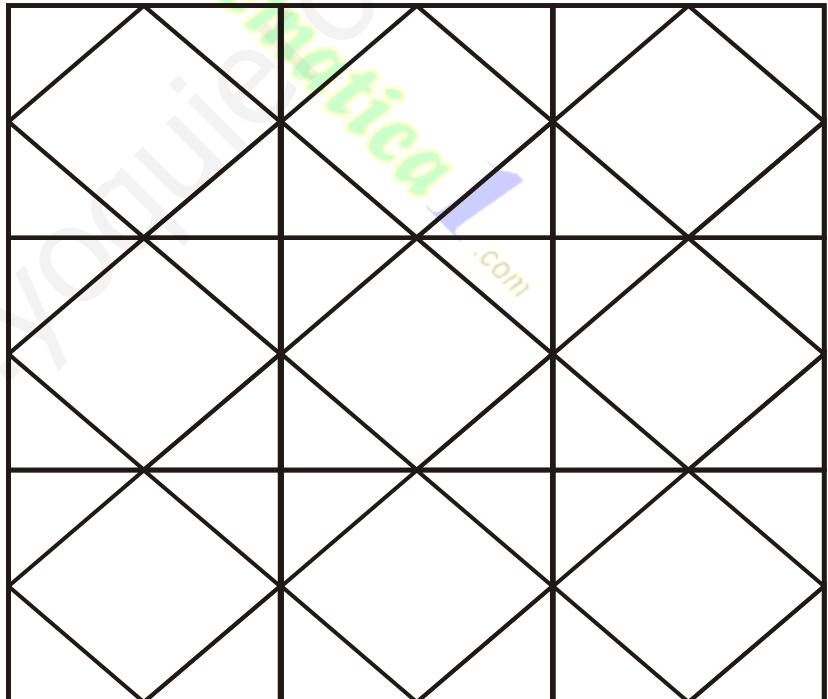

24) $(?) < 28$

- o) 82
- p) 29
- q) 15
- r) 48

► *Observa y busca sólo las figuras ovaladas.*

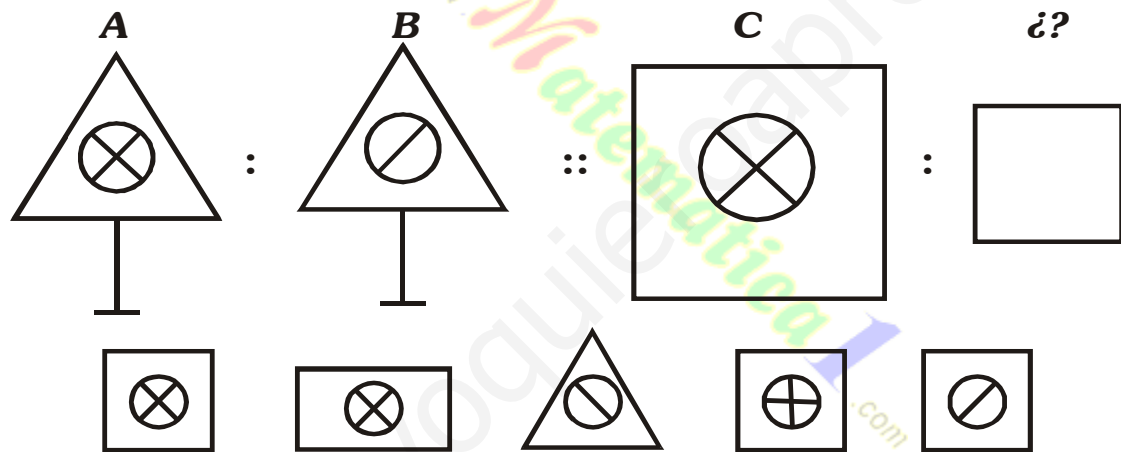
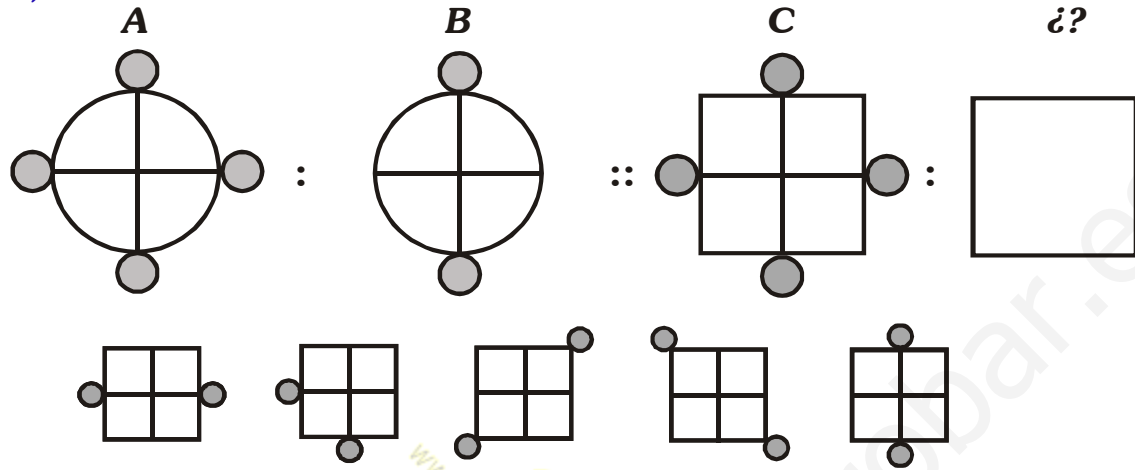


► **Colorea las baldosas como indica el modelo:**

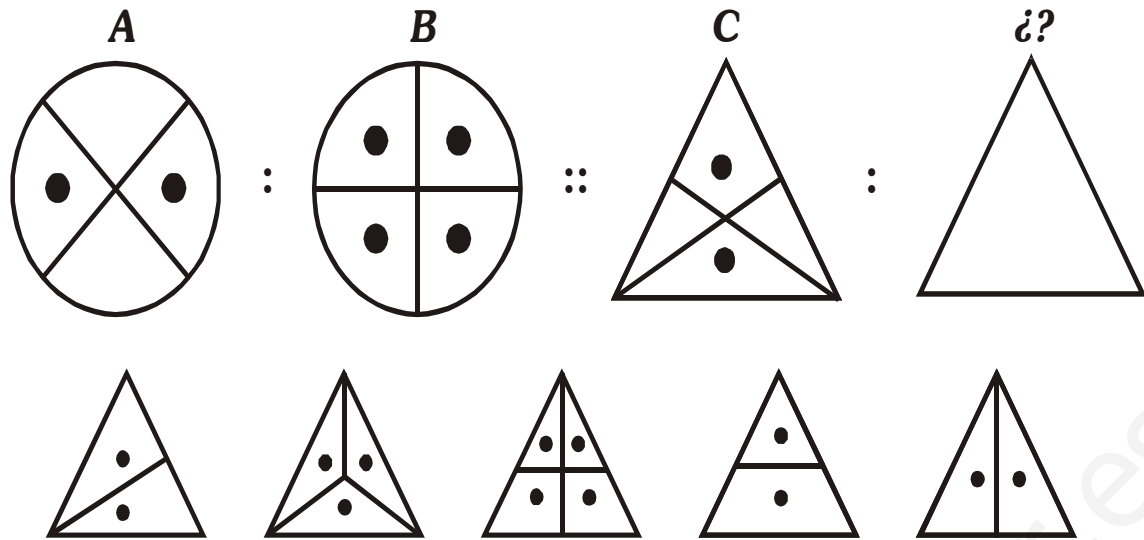


SUCESIONES GRÁFICAS

1) *¿Cuál continúa?*







3) *¿Qué figura se relaciona con C?*



SUCESIÓN NUMÉRICA (SUMAS)


1. Resuelve.

www.yoquieroaprobar.es
 Matemática 1
 .com







SUCESIÓN NUMÉRICA

► Realiza sucesiones ascendentes.



SUCESIONES NUMÉRICAS
(Restas)




Resuelve:



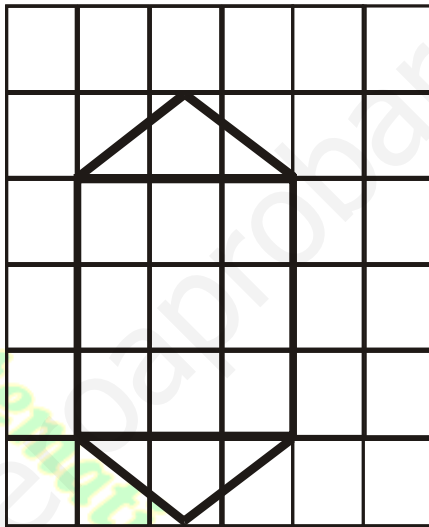





TRAYECTORIA

► Ayudemos a los niños a llegar a su maestra haciendo su trayectoria de colores.

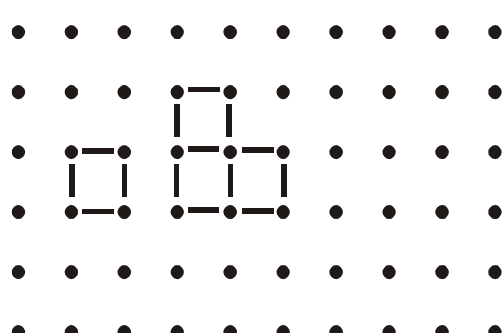

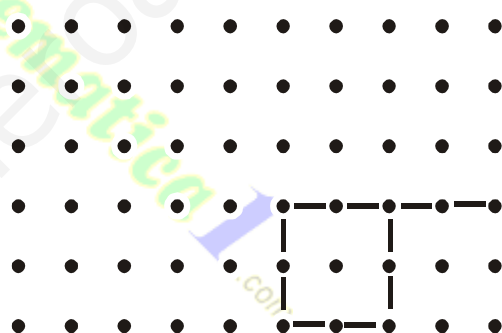







COPIA EL MODELO











UNE LOS PUNTOS

► **Completa según el modelo.**




UNE LOS PUNTOS

► **Reproduce figuras**



► Resuelve las operaciones incompletas luego recorta y pega las piezas donde corresponde.

$8 + \square = 14$	$11 + \square = 19$	$6 + \square = 11$	$8 + \square = 15$
$2 + \square = 12$	$14 + \square = 16$	$9 + \square = 13$	$17 + \square = 18$
$7 + \square = 10$	$10 + \square = 19$	$11 + \square = 22$	$22 + \square = 34$



SUMEMOS

Trasladamos figuras modificándolas

► Encuentra el número que falta

$$\begin{array}{r} 6 + \\ \square \\ \hline 9 \end{array}$$

$$\begin{array}{r} 5 + \\ \square \\ \hline 6 \end{array}$$

$$\begin{array}{r} \square + \\ 6 \\ \hline 9 \end{array}$$

$$\begin{array}{r} 5 + \\ \square \\ \hline 10 \end{array}$$

$$\begin{array}{r} \square + \\ 5 \\ \hline 7 \end{array}$$

$$\begin{array}{r} 2 + \\ \square \\ \hline 6 \end{array}$$

$$\begin{array}{r} \square + \\ 0 \\ \hline 0 \end{array}$$

$$\begin{array}{r} 2 + \\ \square \\ \hline 8 \end{array}$$

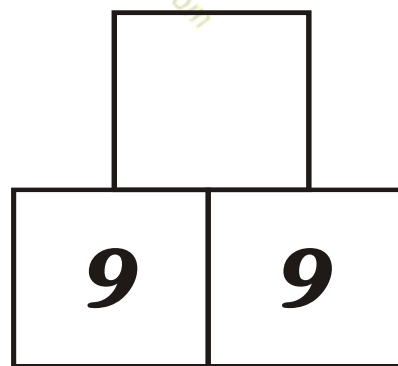
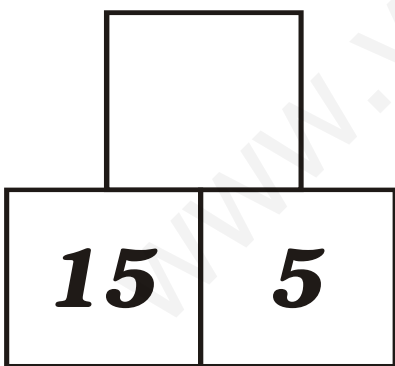
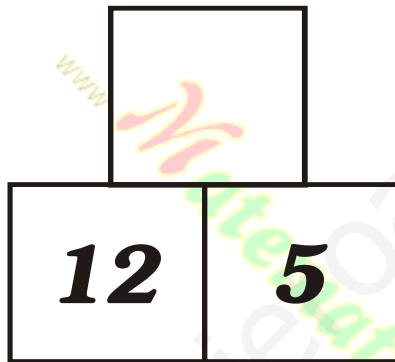
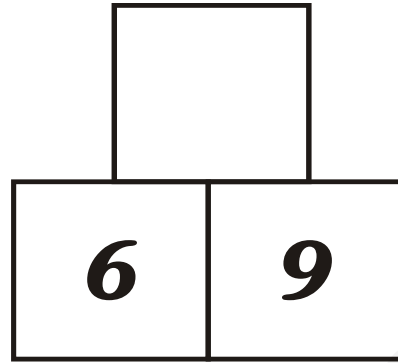
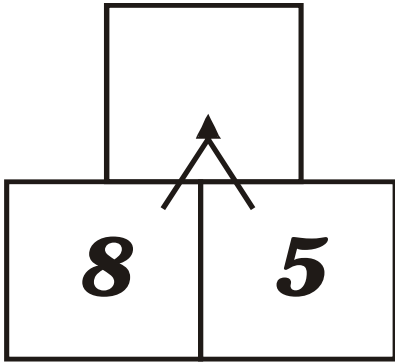
$$\begin{array}{r} \square + \\ 1 \\ \hline 9 \end{array}$$

$$\begin{array}{r} \square + \\ 4 \\ \hline 8 \end{array}$$

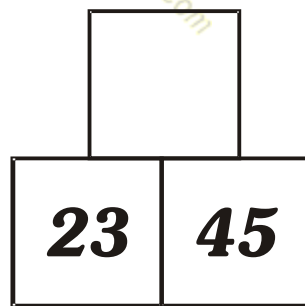
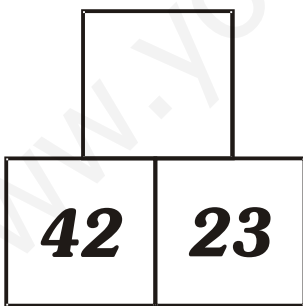
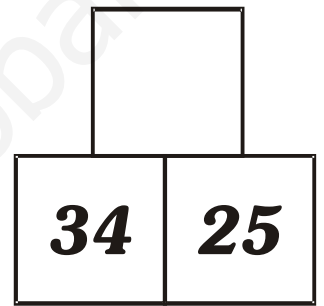
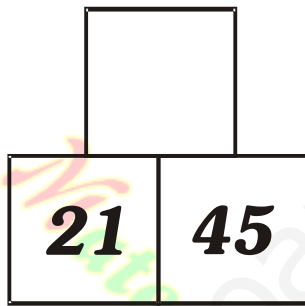
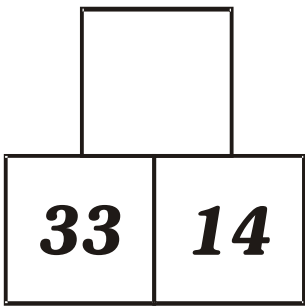
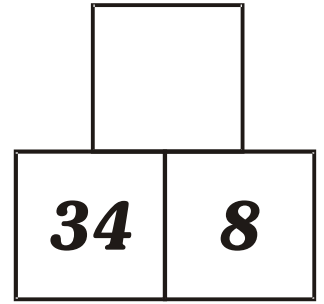
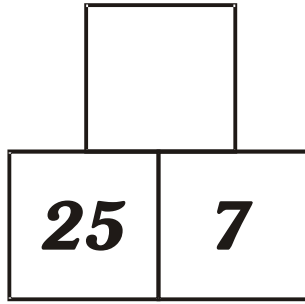
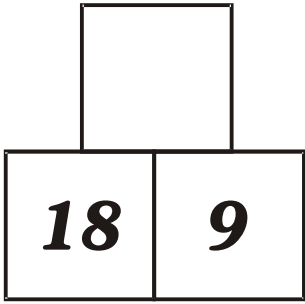
$$\begin{array}{r} 1 + \\ \square \\ \hline 2 \end{array}$$

SUMAS EN PIRÁMIDES

► Resuelve la suma y coloca el resultado en el cuadrado de arriba.





► Resuelve las pirámides numéricas



TÉRMINO EXCLUIDO

► Colorea la figura que no corresponde a cada recuadro.



TÉRMINO EXCLUIDO

► Encierra cada término excluido.

$5 + 2$	$3 + 4$	$2 + 4$	$6 + 1$	$7 + 0$	$2 + 5$	$4 + 3$
---------	---------	---------	---------	---------	---------	---------

$8 + 8$	$9 + 7$	$10 + 6$	$5 + 3$	$7 + 9$	$6 + 10$
---------	---------	----------	---------	---------	----------

$6 + 6$	$7 + 5$	$8 + 4$	$5 + 6$
---------	---------	---------	---------

$3 + 2$	$4 + 1$	$1 + 2$	$5 + 0$
---------	---------	---------	---------

► Encierra la alternativa que no pertenece al grupo,

1) = 10

- a) $2 + 8$
- b) $3 + 4$
- c) $6 + 4$
- d) $7 + 3$

3) = 12

- a) $9 + 3$
- b) $5 + 7$
- c) $4 + 3$
- d) $6 + 6$

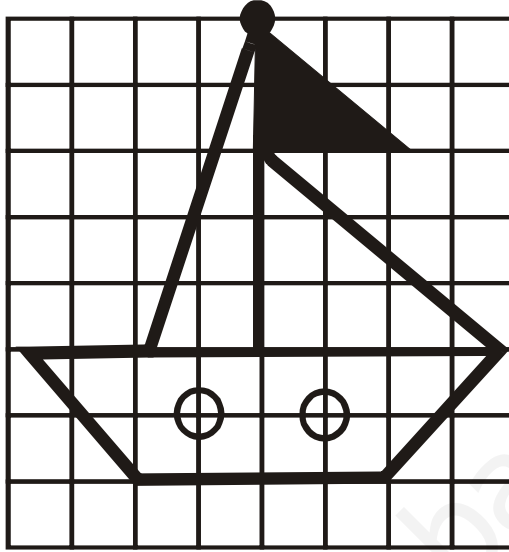

2) = 15

- a) $3 + 5$
- b) $7 + 8$
- c) $9 + 6$
- d) $11 + 4$

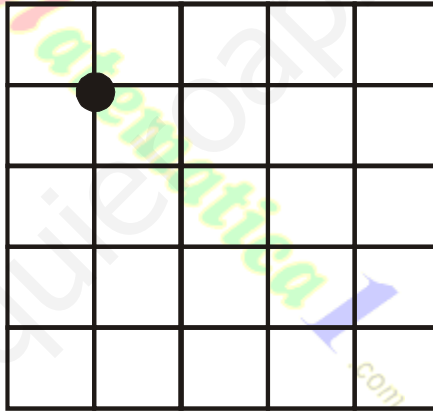

4) = 20

- a) $15 + 5$
- b) $13 + 7$
- c) $10 + 10$
- d) $10 + 5$

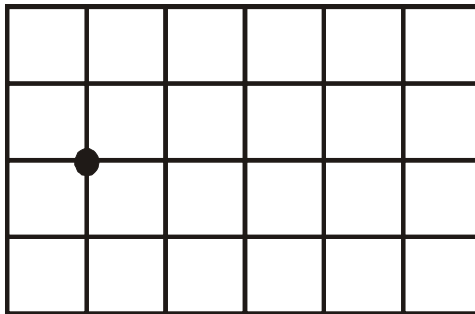

1. *Observa y termina de colorear:*




2. *Copia agrandando :*



3. *Copia agrandando y coloreando:*





$$7 + \square = 8$$

$$10 + \square = 10$$

$$\square + 5 = 10$$

► Resuelve las sumas incompletas.

$$\frac{\square +}{9}$$

$$\frac{8 + \square}{16}$$

$$\frac{9 + \square}{15}$$

$$\frac{\square + 9}{18}$$

$$\frac{2 + \square}{8}$$

$$12 + \square = 20$$

$$\square + 36 = 42$$

$$25 + \square = 35$$

$$\square + 52 = 60$$

RESTAS INCOMPLETAS

► **Resuelve las restas incompletas:**

a) $9 - \square = 3$

e) $\square - 5 = 5$

b) $7 - \square = 5$

f) $\square - 4 = 3$

c) $5 - \square = 0$

g) $\square - 1 = 9$

d) $6 - \square = 3$

h) $\square - 0 = 8$

► **Encuentra el número faltante:**

$$\begin{array}{r} 7 - \\ \square \\ \hline 7 \end{array}$$

$$\begin{array}{r} 8 - \\ \square \\ \hline 4 \end{array}$$

$$\begin{array}{r} \square - \\ 2 \\ \hline 6 \end{array}$$

$$\begin{array}{r} \square - \\ 4 \\ \hline 5 \end{array}$$

$$\begin{array}{r} 6 - \\ \square \\ \hline 2 \end{array}$$

$$\begin{array}{r} 9 - \\ \square \\ \hline 6 \end{array}$$

$$\begin{array}{r} \square - \\ 0 \\ \hline 1 \end{array}$$

$$\begin{array}{r} \square - \\ 3 \\ \hline 5 \end{array}$$

$$\begin{array}{r} 8 - \\ \square \\ \hline 1 \end{array}$$

$$\begin{array}{r} 5 - \\ \square \\ \hline 4 \end{array}$$

$$\begin{array}{r} \square - \\ 7 \\ \hline 2 \end{array}$$

$$\begin{array}{r} \square - \\ 1 \\ \hline 8 \end{array}$$

RESTAS INCOMPLETAS

► *Resuelve las restas.*

$$\begin{array}{r} 9 - \\ \square \\ \hline 5 \end{array}$$

$$\begin{array}{r} 8 - \\ \square \\ \hline 3 \end{array}$$

$$\begin{array}{r} 7 - \\ \square \\ \hline 4 \end{array}$$

$$10 - \square = 6$$

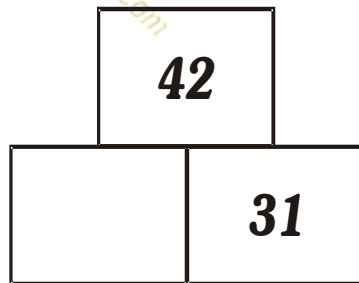
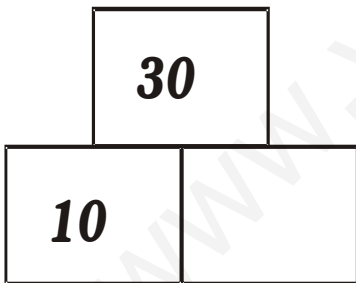
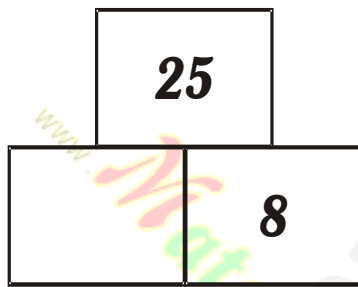
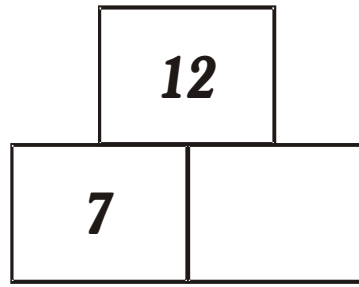
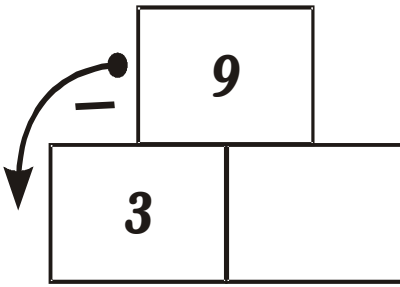
$$\begin{array}{r} \square - \\ 3 \\ \hline 6 \end{array}$$

$$12 - \square = 7$$

$$\square - 5 = 8$$

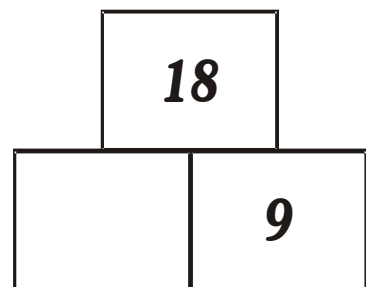
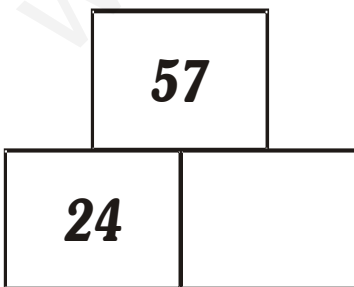
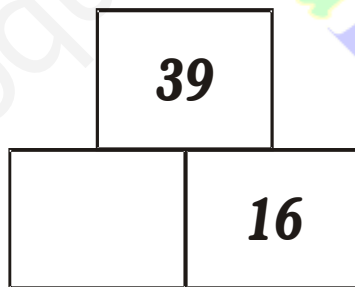
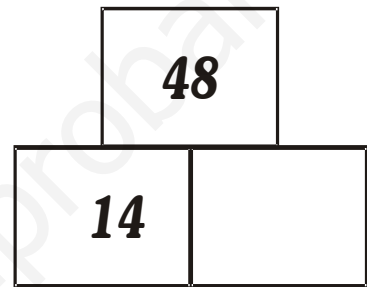

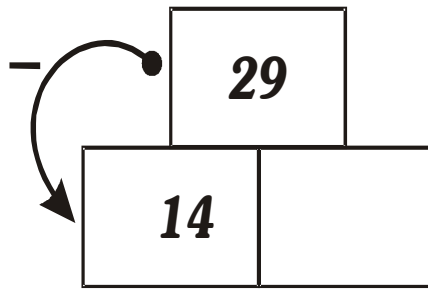
$$\square - 2 = 9$$

RESTAS DE PIRÁMIDES

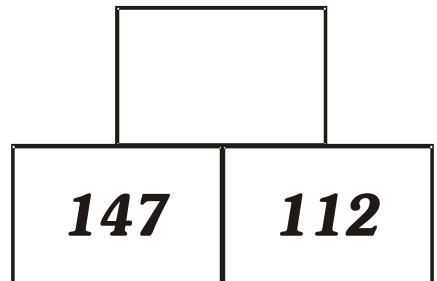
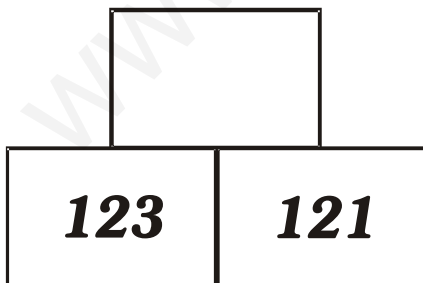
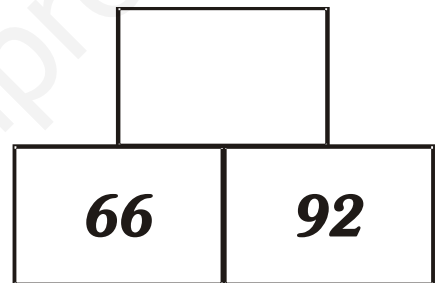
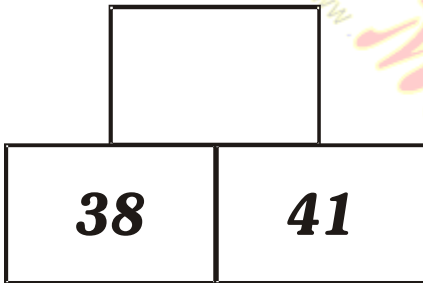
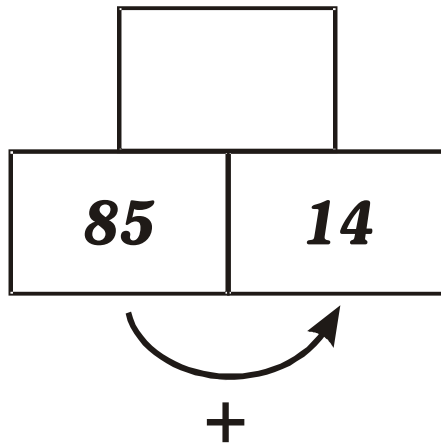


Juego y Aprendo con

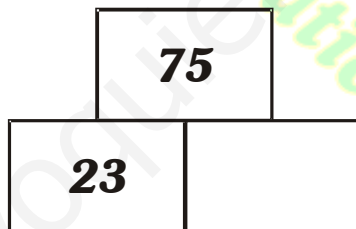
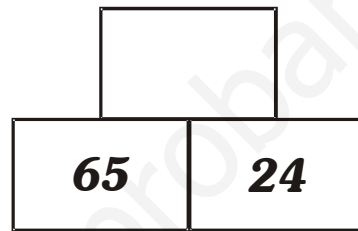
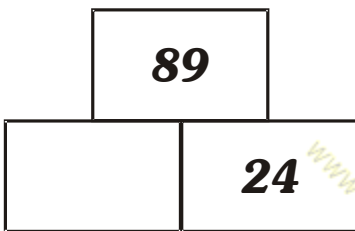
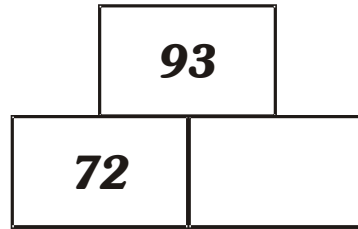
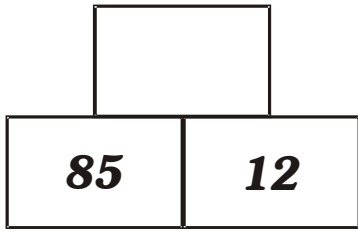
Pirámides



SUMAS PIRAMIDALES




PRÁCTICA DE PIRÁMIDES





DIFERENTES

► Pinta las figuras diferentes de cada renglón.



DIFERENTES

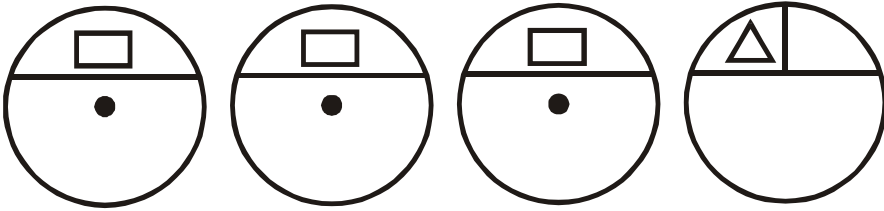
► Marca la figura diferente de cada nube.




FIGURAS DIFERENTES

► Marca con x la figura diferente.

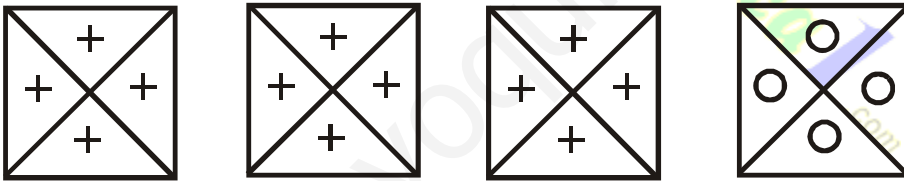
1)




2)



3)



4)



CÁLCULO MENTAL

► Observa la clave y resuelve los ejercicios.



(+) = _____

U - O = _____

) + ^ = _____

^ + U = _____

U + O = _____

) - U = _____



CÁLCULO MENTAL

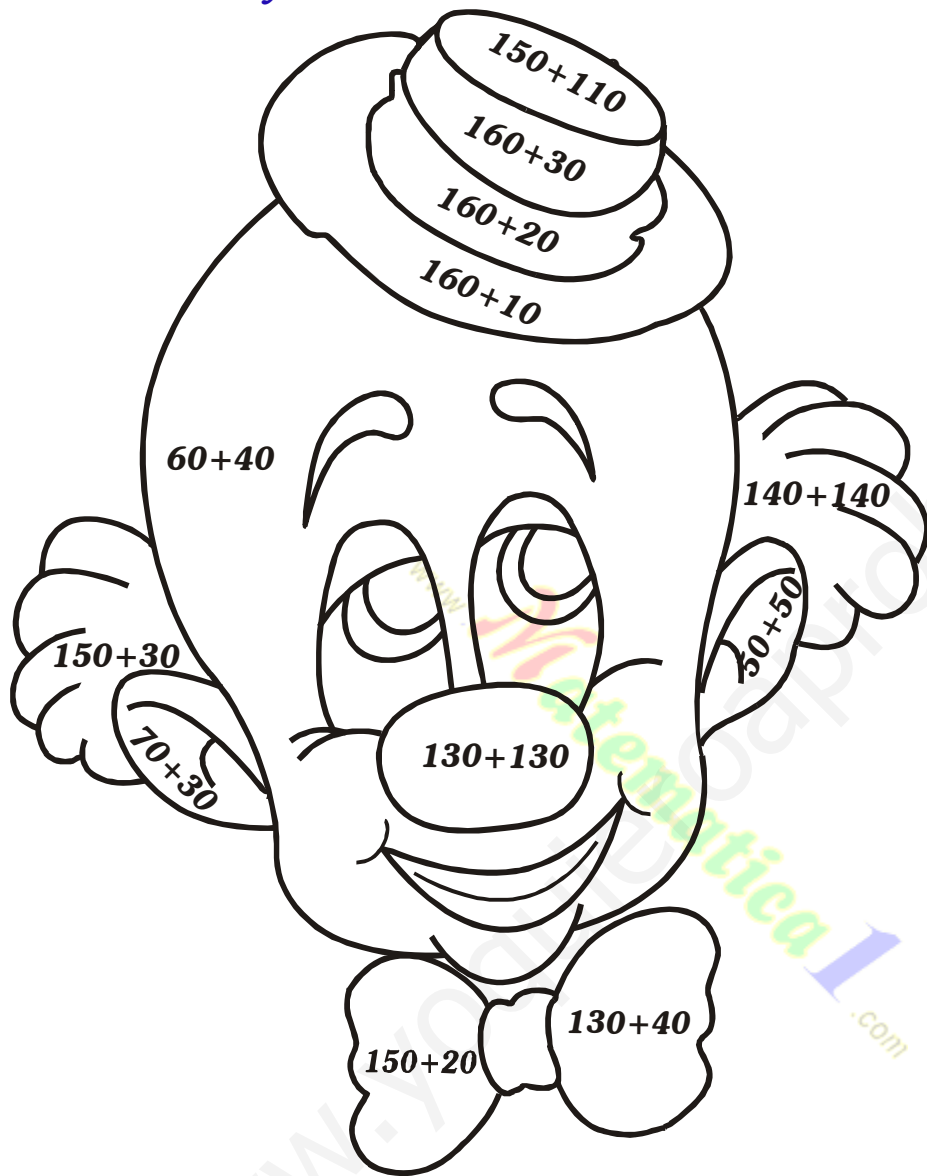
► *Colorea el cuadro del resultado correcto.*

26 + 5	41	31	51
62 + 8	80	60	70
75 + 5	80	52	89
120 + 20	150	140	160
142 + 42	384	284	184
186 + 13	199	299	99

72 - 21	41	51	31
89 - 45	64	34	44
126 - 113	13	23	33
189 - 145	44	64	74
200 - 100	10	100	20
163 - 22	141	161	171



► Resuelve y colorea los resultados como corresponde.



Color

- | | |
|-----|----------|
| 260 | rojo |
| 170 | amarillo |
| 180 | verde |
| 190 | azul |
| 100 | rosado |

PROBLEMAS – PROBLEMITAS

1) ¿Cuántas patas hay en 3 mesas? = _____

2) Un número $>$ de 60 y $<$ a 62 = _____

3) ¿Cuántas llantas hay en 2 triciclos? = _____

4) ¿Cuánto es $9 - 3$? = _____

5) ¿Cuánto le falta a 8 para ser 20? = _____


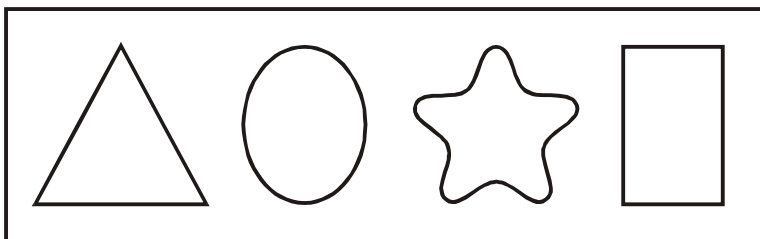
6) ¿Qué número está después de 48? = _____

7) ¿Qué número está entre 69 _____ 71? = _____

8) ¿Cuánto le sobra a 20 para ser 15? = _____




MEMORIA VISUAL






► **Observa las figuras de cada renglón luego tápalas y dibuja en los espacios en blanco.**

DISCRIMINACIÓN VISUAL



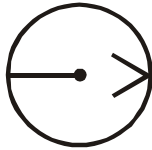
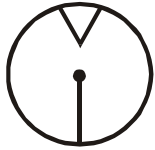

► **Dibuja el símbolo debajo de las figuras.**



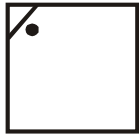
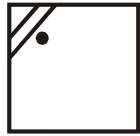
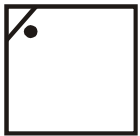
SUCESIONES GRÁFICAS

► Dibuja la figura que sigue.


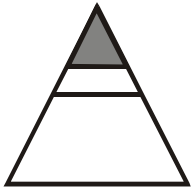
1)



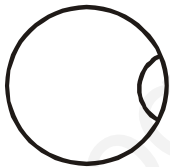
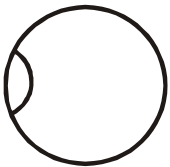
2)




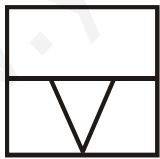
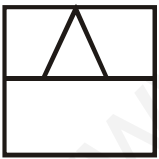
3)



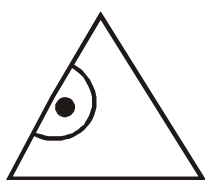
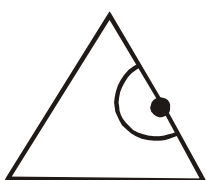
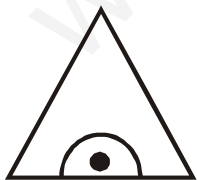
4)






5)



6)



7)



SUCESION NUMÉRICA

ASCENDENTE

$+5$

$+4$

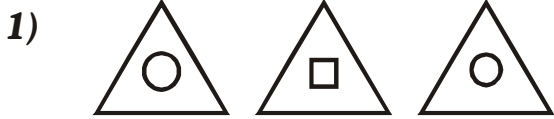
$+1$

$+5$

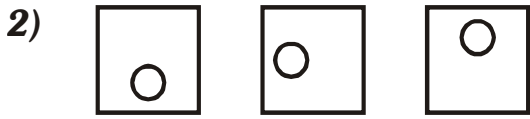
$+2$

$+4$

www.Matematica1.com



_____ -



_____ -



_____ -



_____ -



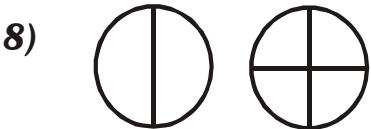
_____ -



_____ -



_____ -



_____ -



_____ -





_____ -

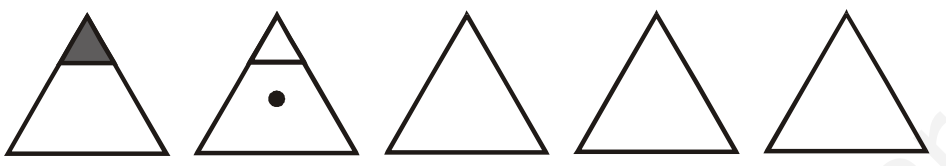



_____ -


SIGUE LAS SERIES


A) 

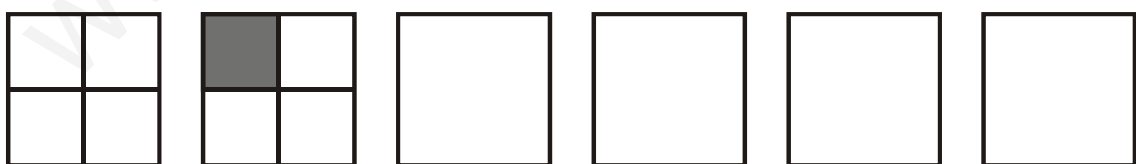
B) 

C) 

D) 

E) 

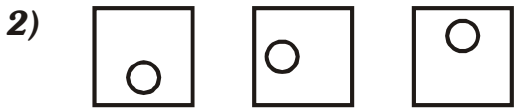
F) 

G) 

SERIES GRÁFICAS



_____ -



_____ -



_____ -



_____ -



_____ -



_____ -



_____ -



_____ -



_____ -

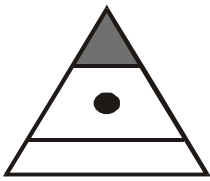
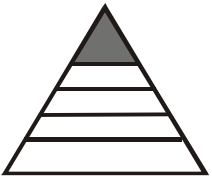


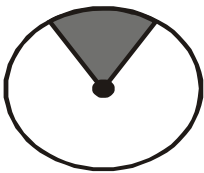
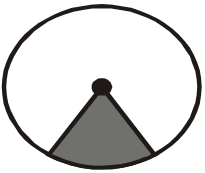
_____ -

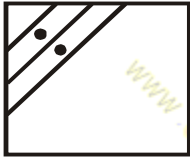
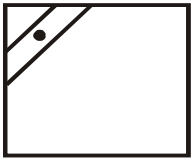



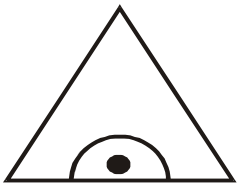
_____ -

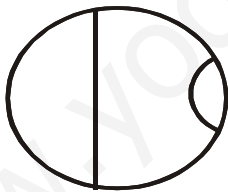
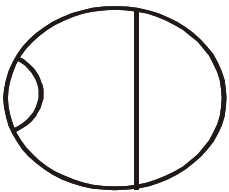
COMPLETA LA SERIE

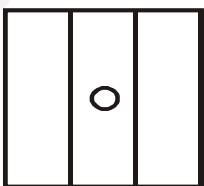




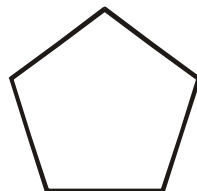
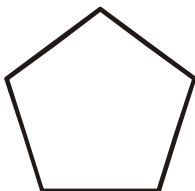
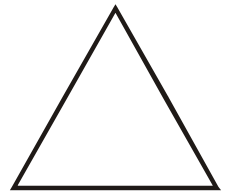

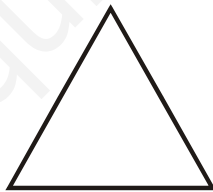
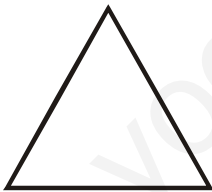




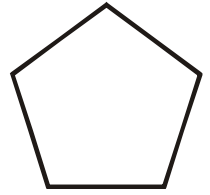

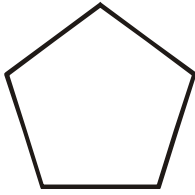




















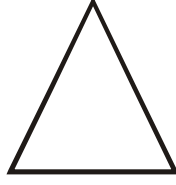

SERIACIONES NUMÉRICAS





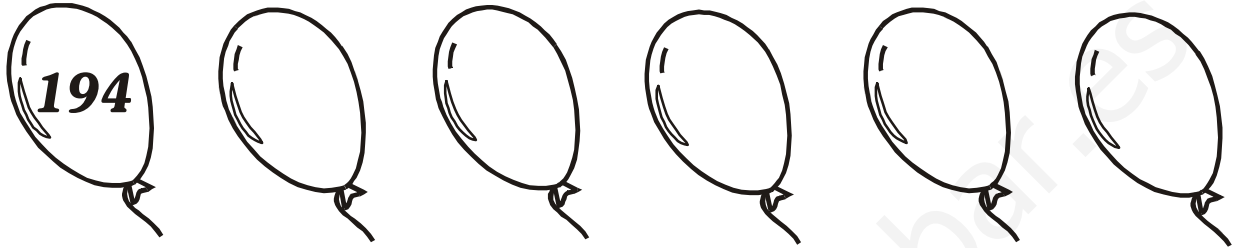

► Continúa la serie numérica.

SERIE NUMÉRICAS

► Cuenta y completa la serie





SERIES NUMÉRICAS

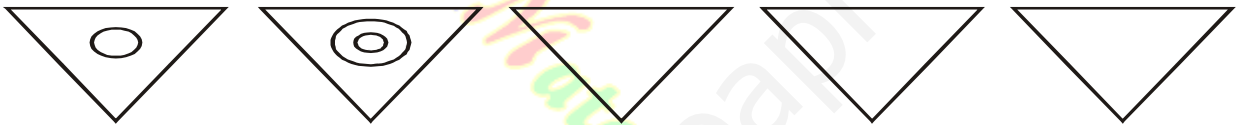
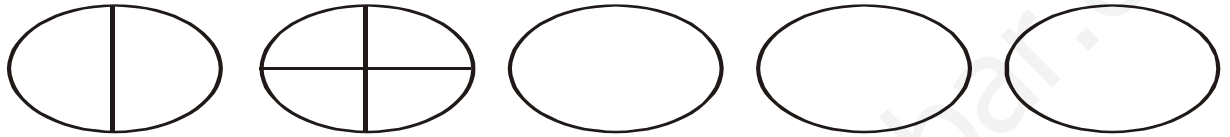
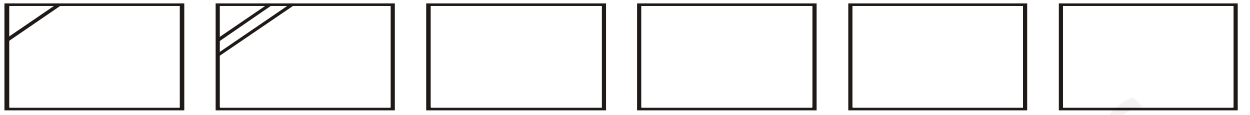
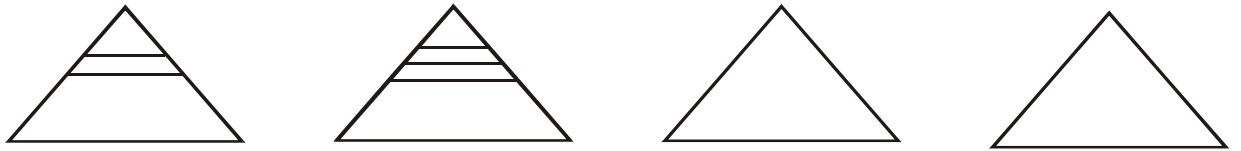


► Completar las series

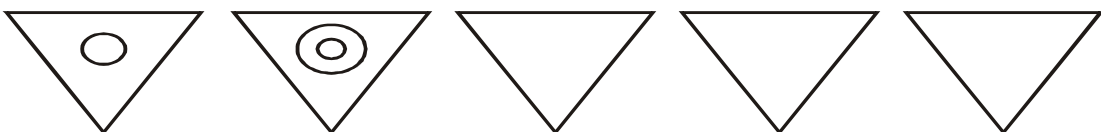
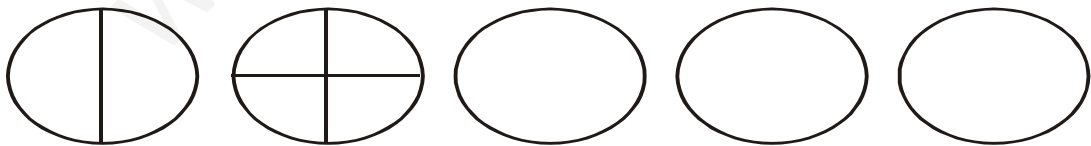
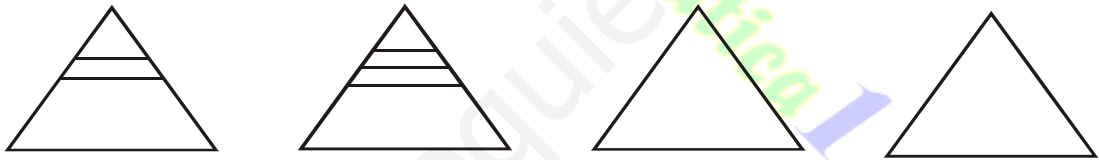
SERIE NUMÉRICA



SUCESIONES GRÁFICAS


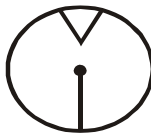
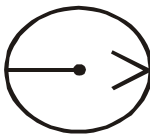


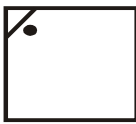

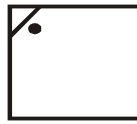
SUCESIONES GRÁFICAS

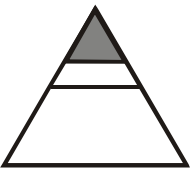
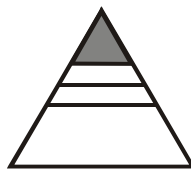
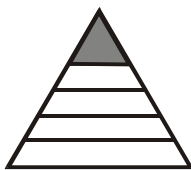


SUCESIONES GRÁFICAS

► Dibuja la figura que sigue.

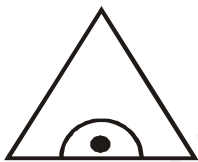


1)    _____



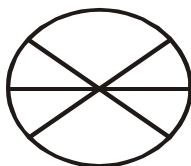
2)    _____

3)    _____

4)    _____

5)    _____

6)    _____

7)    _____

www.Matematica1.com

SUCESION NUMÉRICA

ASCENDENTE

$+5$

75 80

$+4$

66 70

$+1$

52 53

$+5$

49 54

$+2$





61 63

$+4$

33 37





SUCESIONES NUMÉRICAS

Descendente




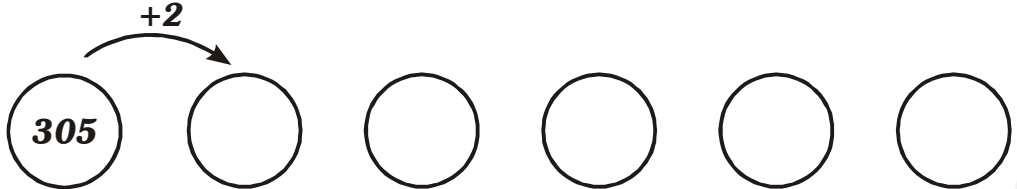
www.Matematica1.com

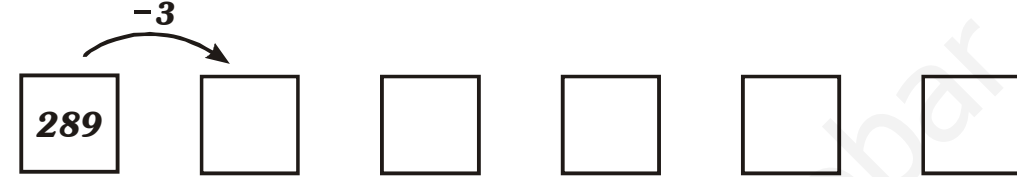
REALIZA SUCESIONES NUMÉRICAS



Completa las sucesiones numéricas


1) 

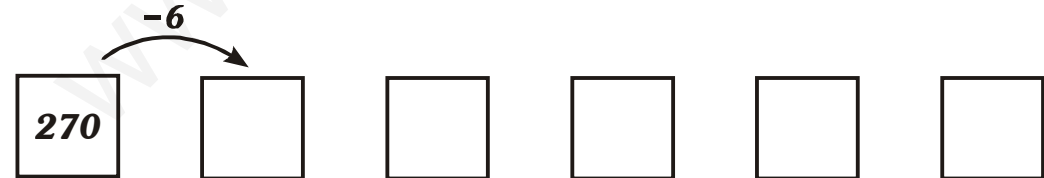
2) 

3) 

4) 

5) 

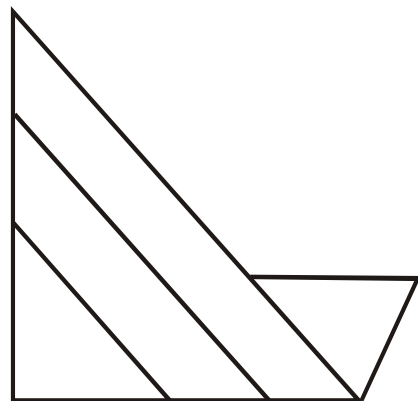
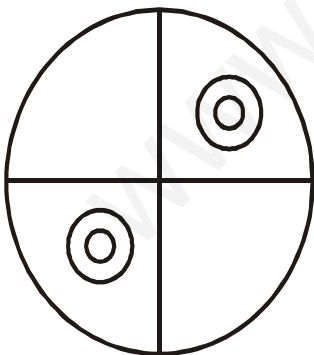
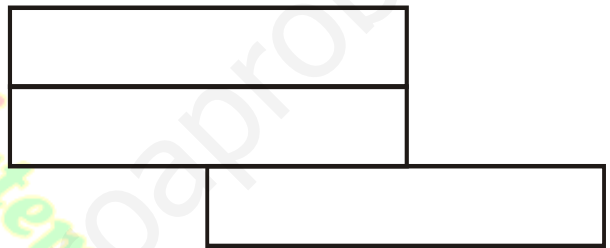

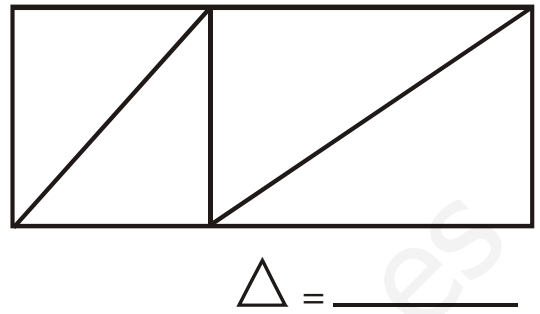
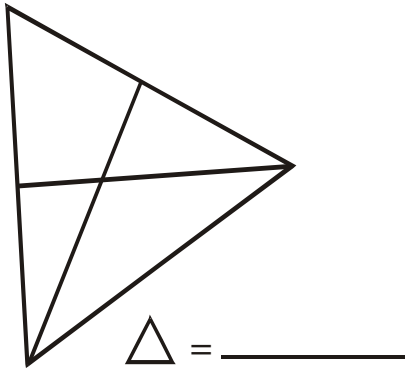
6) 

7) 

www.Matematica1.com

CONTAMOS FIGURAS

► ¿Cuántas figuras hay?



Encuentra el número...

$$\begin{array}{r} \square 2 + \\ 5 \square \\ \hline 9 8 \end{array}$$

$$\begin{array}{r} \square 5 + \\ 5 \square \\ \hline 8 7 \end{array}$$

$$\begin{array}{r} \square 9 + \\ 3 \square \\ \hline 9 9 \end{array}$$

$$\begin{array}{r} \square 4 + \\ 3 \square \\ \hline 7 8 \end{array}$$

$$\begin{array}{r} 5 \square + \\ \square 2 \\ \hline 1 0 5 \end{array}$$

$$\begin{array}{r} 7 6 + \\ \square 3 \\ \hline 1 1 \square \end{array}$$

$$\begin{array}{r} 7 \square + \\ \square 2 \\ \hline 1 2 5 \end{array}$$

$$\begin{array}{r} 8 \square + \\ \square 3 \\ \hline 1 2 6 \end{array}$$

$$\begin{array}{r} 4 \square + \\ \square 3 \\ \hline 1 1 6 \end{array}$$

RESTAS INCOMPLETAS

$$\begin{array}{r} \square \ 8 \ - \\ 6 \ \square \\ \hline 3 \ 6 \end{array}$$

$$\begin{array}{r} 9 \ \square \ - \\ \square \ 5 \\ \hline 7 \ 4 \end{array}$$

$$\begin{array}{r} \square \ 7 \ - \\ 6 \ \square \\ \hline 2 \ 5 \end{array}$$

$$\begin{array}{r} 6 \ \square \ - \\ \square \ 5 \\ \hline 4 \ 2 \end{array}$$

$$\begin{array}{r} 9 \ \square \ - \\ \square \ 2 \\ \hline 4 \ 5 \end{array}$$

$$\begin{array}{r} 8 \ \square \ - \\ \square \ 2 \\ \hline 3 \ 1 \end{array}$$

$$\begin{array}{r} 3 \ \square \ - \\ \square \ 2 \\ \hline 2 \ 7 \end{array}$$

$$\begin{array}{r} 7 \ \square \ - \\ \square \ 3 \\ \hline 2 \ 1 \end{array}$$

SUMAS Y RESTAS INCOMPLETAS

$$\begin{array}{r} 5 \square + \\ \square 2 \\ \hline 129 \end{array}$$

$$\begin{array}{r} \square 8 + \\ 2 \square \\ \hline 79 \end{array}$$

$$\begin{array}{r} 9 \square + \\ \square 3 \\ \hline 115 \end{array}$$

$$\begin{array}{r} 9 \square - \\ \square 2 \\ \hline 64 \end{array}$$

$$\begin{array}{r} \square 8 - \\ 2 \square \\ \hline 74 \end{array}$$

$$\begin{array}{r} 7 \square - \\ \square 1 \\ \hline 27 \end{array}$$

$$\begin{array}{r} 6 \square + \\ \square 3 \\ \hline 149 \end{array}$$

$$\begin{array}{r} 2 \square + \\ 18 \\ \hline \square 1 \end{array}$$

Resuelve ¡Es fácil!

RAZONES

¿Cuántas llantas hay en 3 bicicletas?

¿Cuánto le sobra a 18 para ser una decena?

Una camisa tiene 4 botones ¿Cuántos botones se necesitará para 2 camisas?

Tres números menores que 99.

Pepe compra 3 caramelos, 3 panes y 7 chupetines. ¿Cuántos dulces compró?

¿Qué número está entre 69 y 71?

¿Qué número se forma con 8 decenas y 1 unidad?

¿Cuánto le falta a 6 para ser 10?

www.Matematica1.com

Problemas de Razonamiento

- 1) ¿Cuántas días tiene una semana? _____
- 2) El número que tiene 9 decenas y 9 unidades es

- 3) Súmale 2 a 9 y tenemos el número

- 4) Réstale 4 a 10 y tenemos el número

- 5) El número 57 tiene _____ decenas y _____ unidades.
- 6) Roberto tiene 7 años y Fiorella 2 años más que él. Fiorella tiene
_____ años.
- 7) El número anterior a 52 es

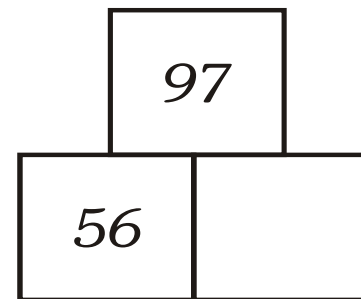
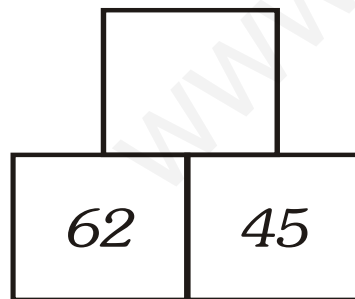
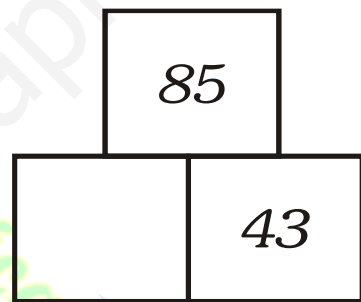
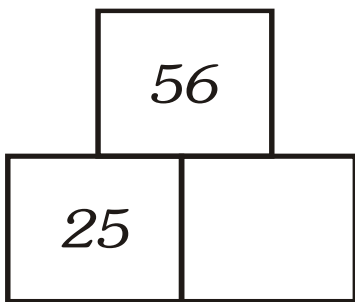
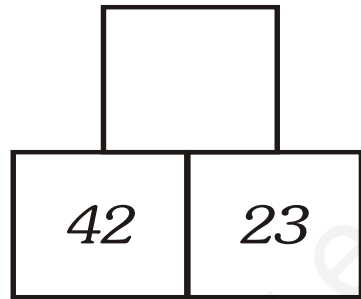
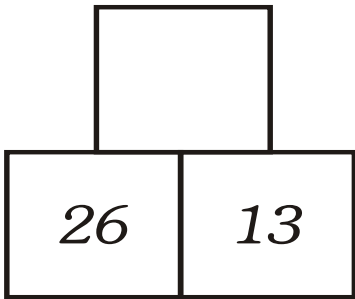
- 8) El resultado de $52 + 8$ es

- 9) ¿Cuánto le falta a 7 para que llegue a 12?

- 10) Escribe el menor número con estos dígitos 5 y 1

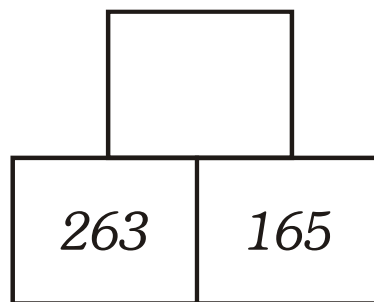
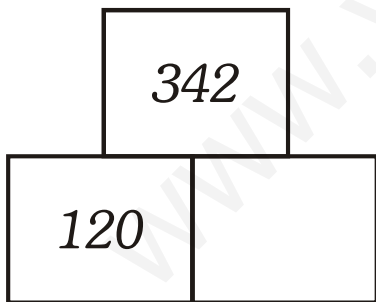
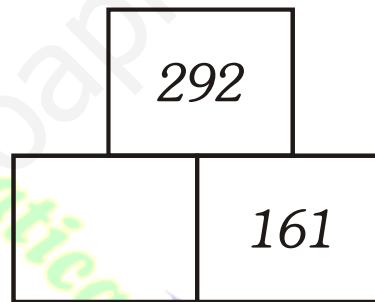
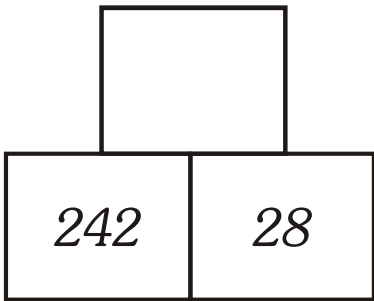
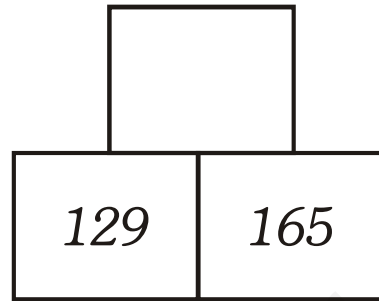
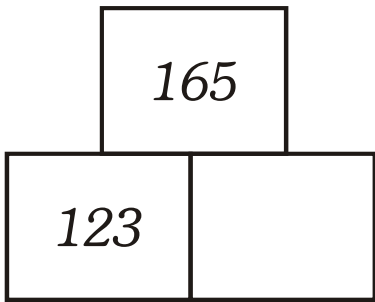
PIRÁMIDES

► Hallar el valor de los espacios vacíos.

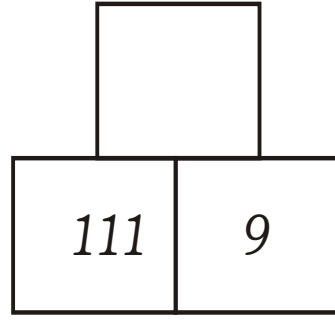
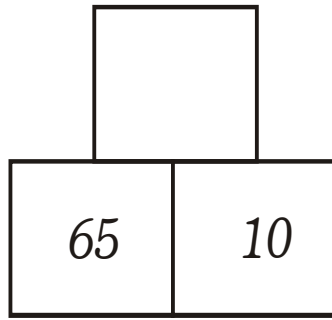
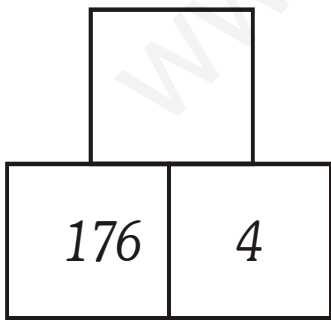
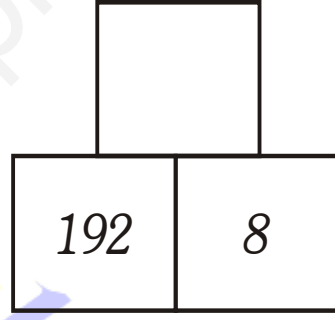
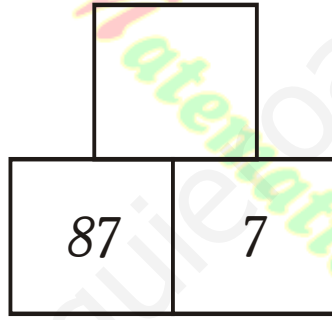
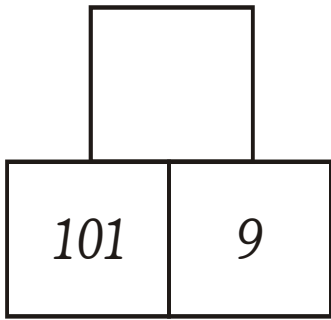
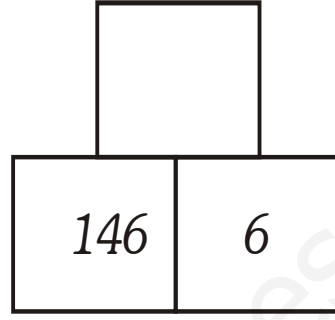
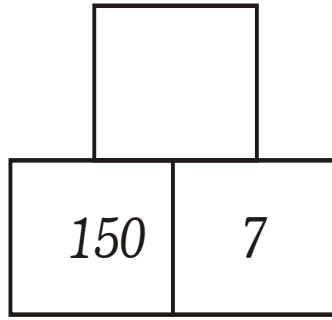
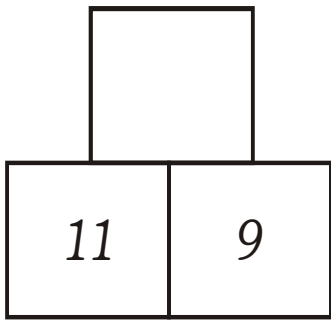


www.Matematica1.com

RESUELVE PIRÁMIDES

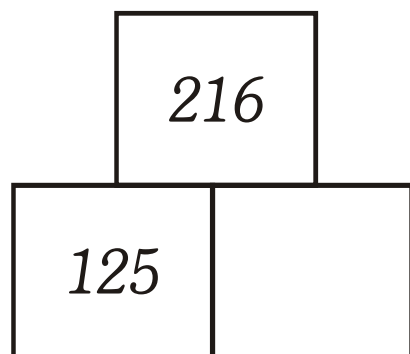
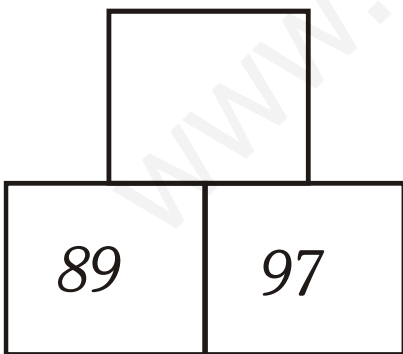
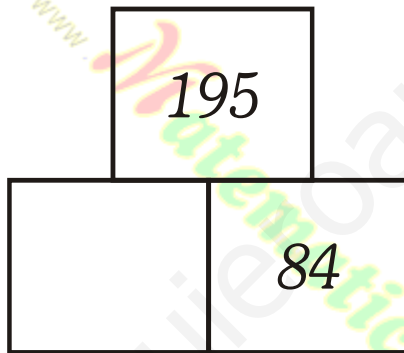
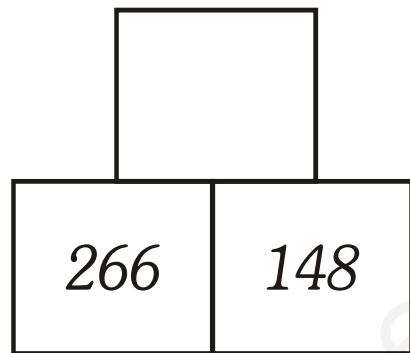
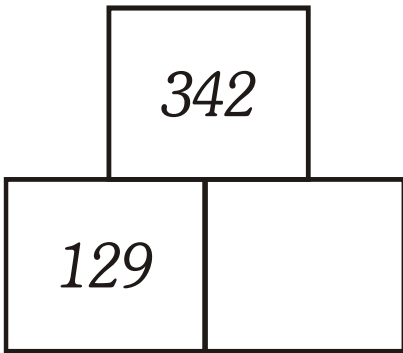


PIRÁMIDES NUMÉRICAS



www.Matematica1.com

Práctica Calificada



Averiguo el valor de:



1) $x + 148 = 329$

1) $x - 29 = 185$

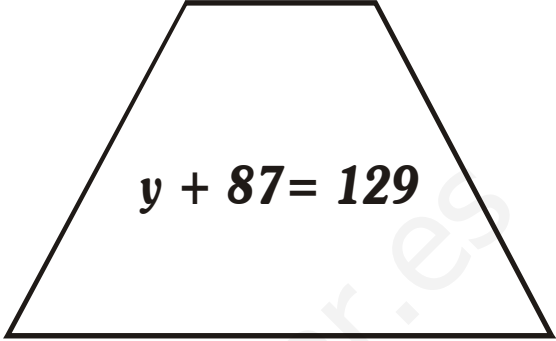
3) $z - 76 = 85$

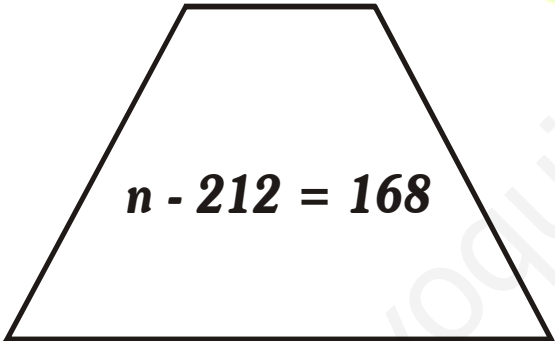
4) $w - 29 = 185$

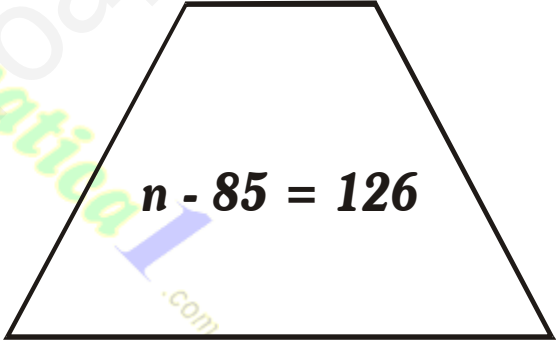
PRÁCTICA CALIFICADA

► Resuelve ecuaciones


$$x + 136 = 268$$


$$y + 87 = 129$$

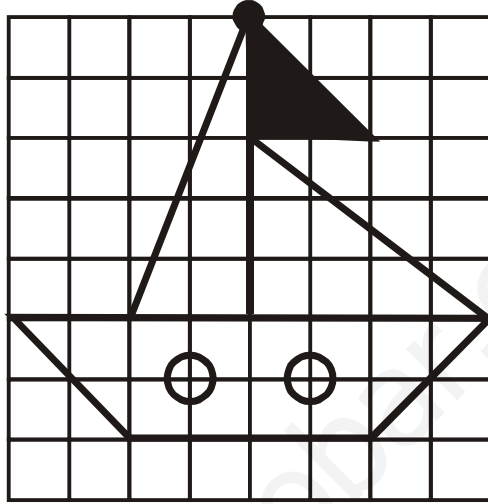
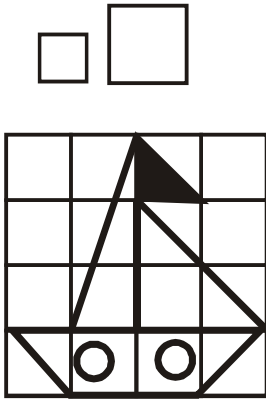

$$n - 212 = 168$$


$$n - 85 = 126$$

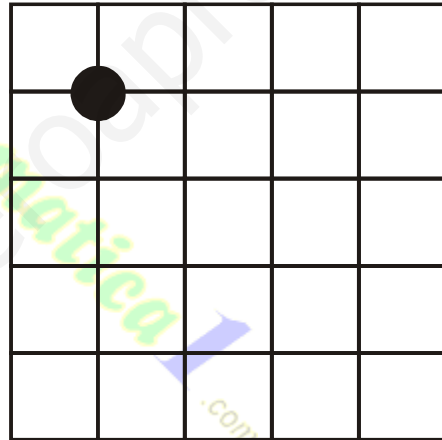


$$z + 242 = 365$$

Trasladamos figuras modificándolas

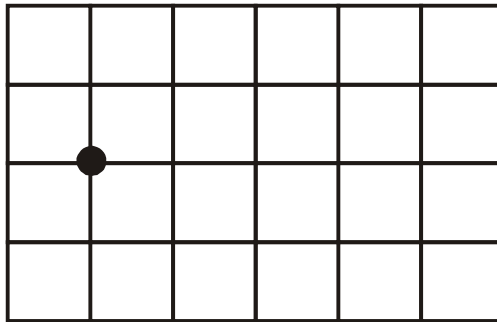

1. observa y termina de colorear:





2. Copia agrandando:




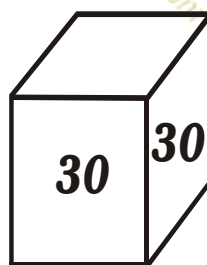


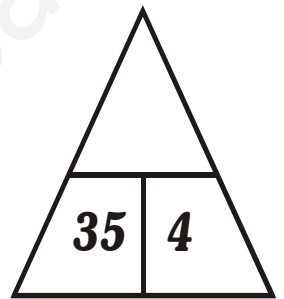
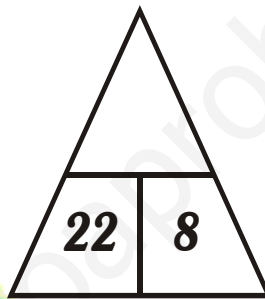
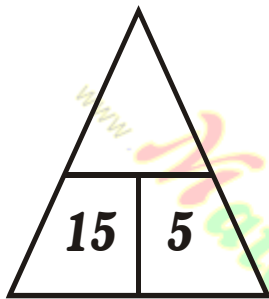
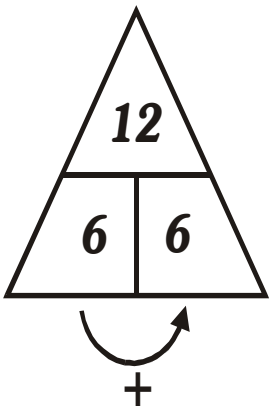

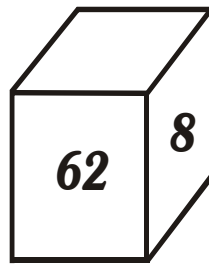


3. Copia agrandando y coloreando:



REPRODUCIR FIGURAS



ANALOGÍAS

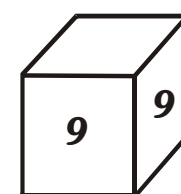


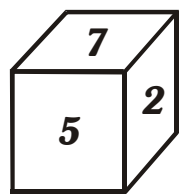
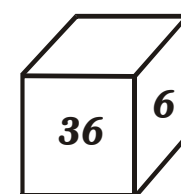
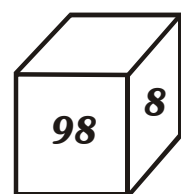
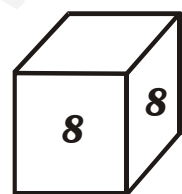
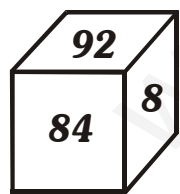
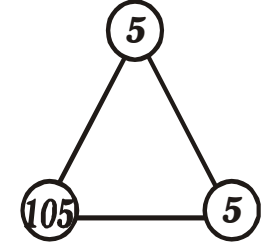
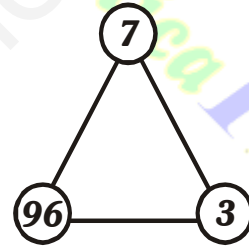
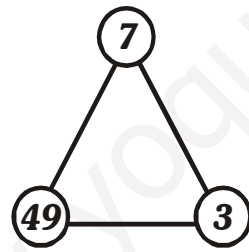
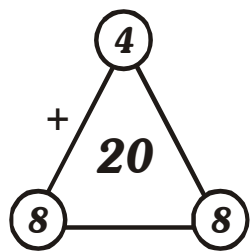
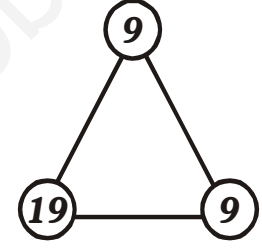
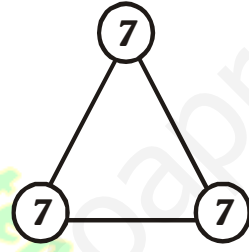
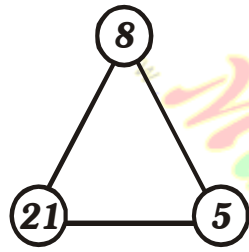
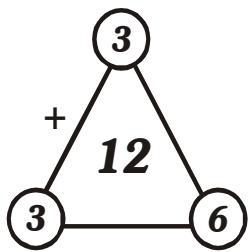
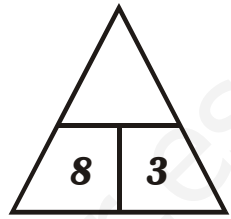
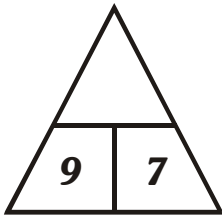
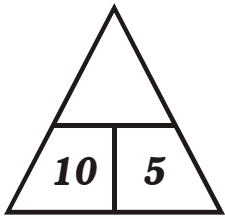
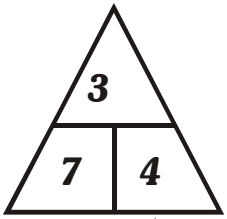
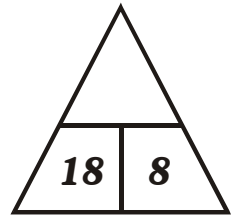
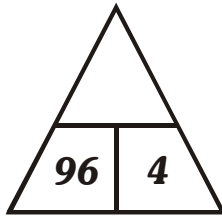
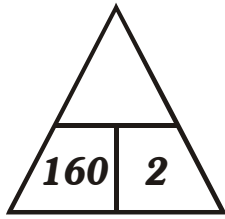
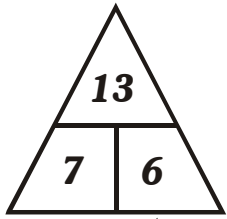


► Resuelve las analogías.

ANALOGÍAS NUMÉRICAS




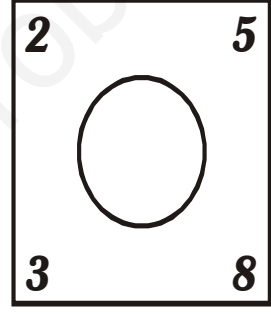
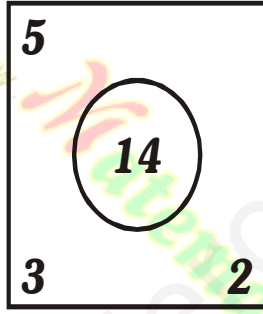
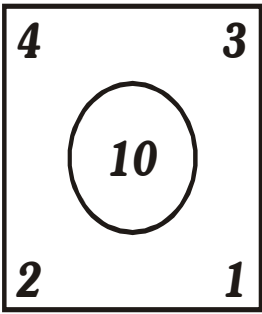
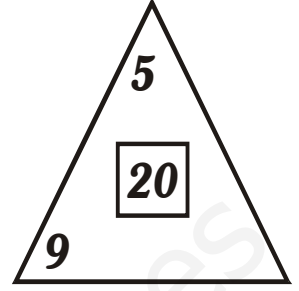
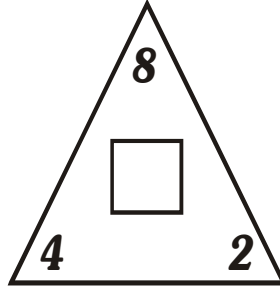
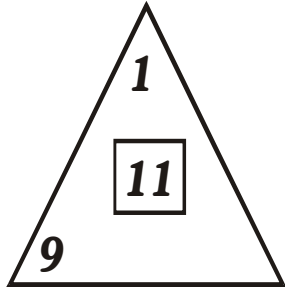
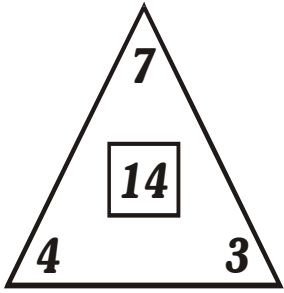
www.yoquieroaprobar.es

www.Matematica1.com



ANALOGÍAS NUMÉRICAS

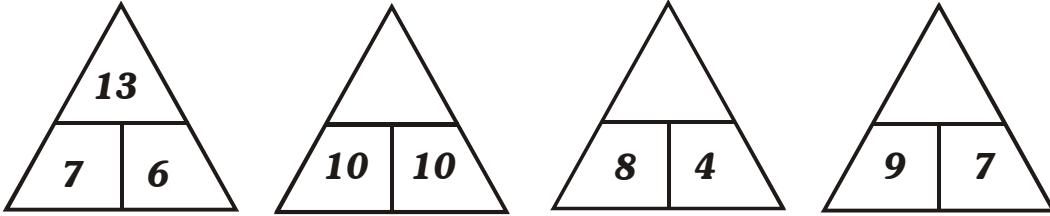
► Falta un número ¿Cuál es?



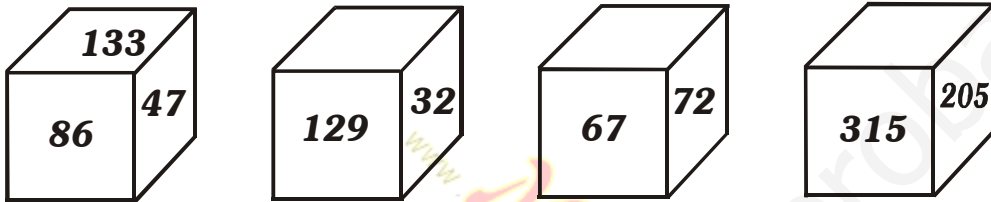
PRÁCTICA CALIFICADA

1. Completa las analogías

A)




B)




2. ¿Qué número falta?

A)



B)



SUMAS INCOMPLETAS

$$\begin{array}{r} 5 \square + \\ 4 \ 6 \\ \hline 9 \ 9 \end{array}$$

$$\begin{array}{r} \square \ 5 + \\ 2 \ \square \\ \hline 4 \ 7 \end{array}$$

$$\begin{array}{r} 6 \ \square + \\ \square \ 0 \\ \hline 8 \ 3 \end{array}$$

$$\begin{array}{r} \square \ 5 + \\ \square \ 1 \\ \hline 6 \ 6 \end{array}$$

$$\begin{array}{r} 6 \ \square + \\ \square \ 3 \\ \hline 9 \ 7 \end{array}$$

$$\begin{array}{r} \square \square + \\ 2 \ \square \\ \hline 5 \ 8 \end{array}$$

$$\begin{array}{r} \square \ 0 + \\ 6 \ \square \\ \hline 9 \ 7 \end{array}$$

$$\begin{array}{r} \square \ 3 + \\ 4 \ \square \\ \hline 6 \ 9 \end{array}$$

$$\begin{array}{r} \square \ 5 + \\ \square \square \\ \hline 4 \ 7 \end{array}$$

$$\begin{array}{r} \square \ 1 + \\ 3 \ \square \\ \hline 7 \ 6 \end{array}$$

$$\begin{array}{r} 1 \ \square + \\ \square \ 2 \\ \hline 9 \ 4 \end{array}$$

$$\begin{array}{r} \square \square + \\ 6 \ 2 \\ \hline 9 \ 8 \end{array}$$

RESTAS INCOMPLETAS

$$\begin{array}{r} 9 \square - \\ \square 3 \\ \hline 3 2 \end{array}$$

$$\begin{array}{r} 8 9 - \\ \square \square \\ \hline 2 1 \end{array}$$

$$\begin{array}{r} \square 0 - \\ 3 \square \\ \hline 6 0 \end{array}$$

$$\begin{array}{r} \square \square - \\ 4 1 \\ \hline 3 4 \end{array}$$

$$\begin{array}{r} \square 9 - \\ 4 \square \\ \hline 4 5 \end{array}$$

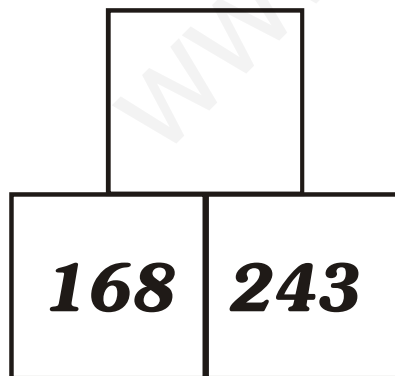
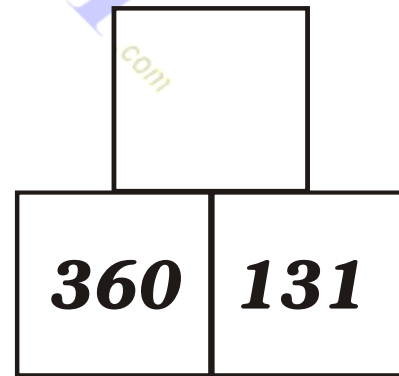
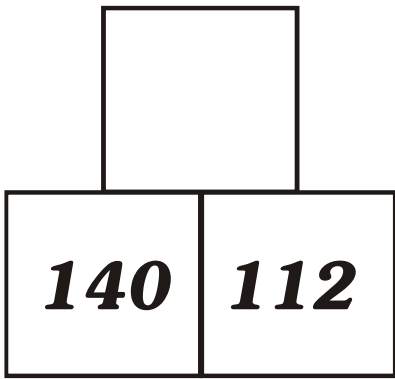
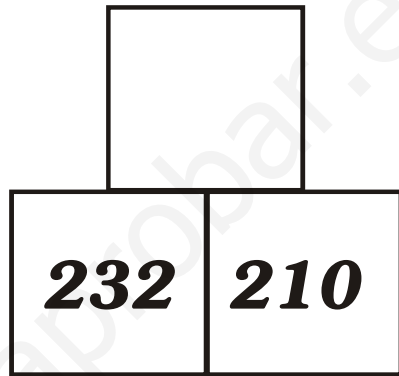
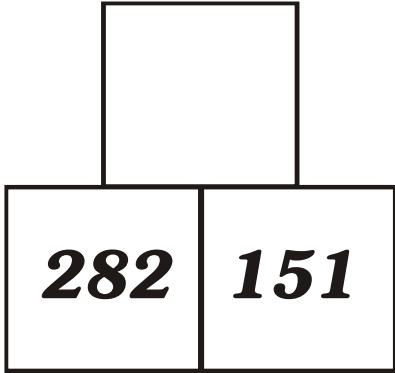
$$\begin{array}{r} 7 \square - \\ \square 4 \\ \hline 2 2 \end{array}$$

$$\begin{array}{r} \square 9 - \\ 5 \square \\ \hline 4 7 \end{array}$$

$$\begin{array}{r} 8 4 - \\ \square \square \\ \hline 5 3 \end{array}$$

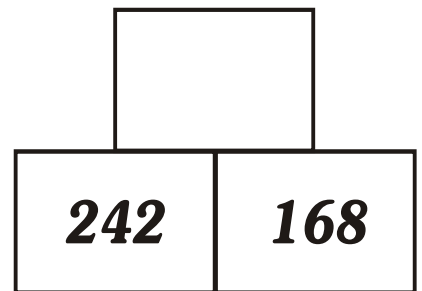
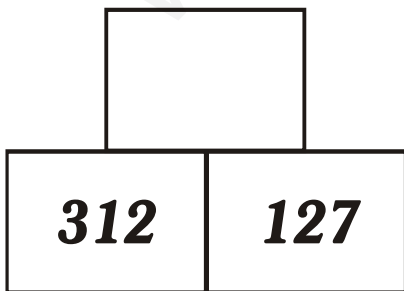
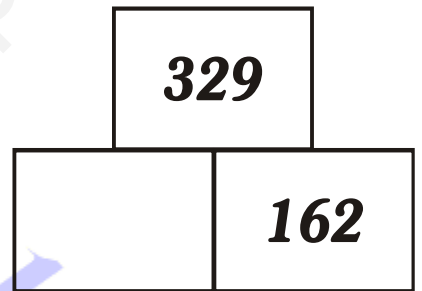
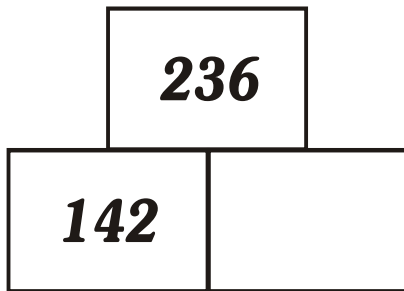
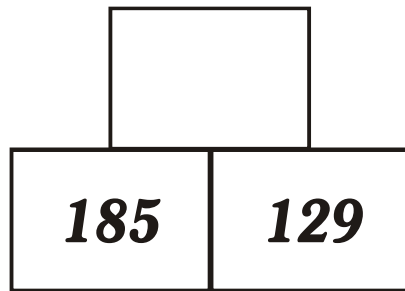
$$\begin{array}{r} \square 2 - \\ 2 \square \\ \hline 7 0 \end{array}$$

ADICIONES EN PIRÁMIDES



www.Matematica1.com

¡JUGUEMOS CON PIRÁMIDES!



RESUELVE LAS PIRÁMIDES

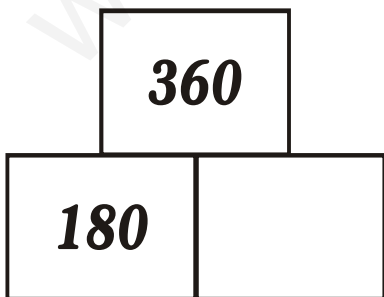
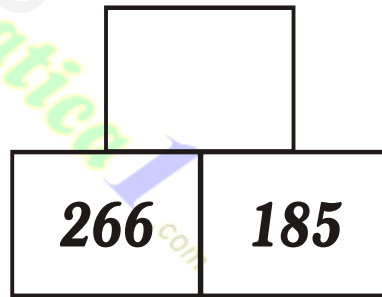
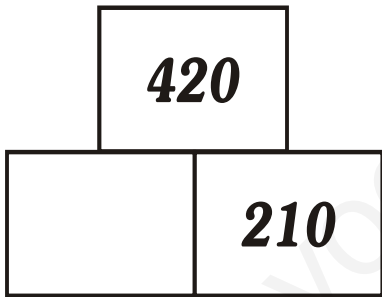
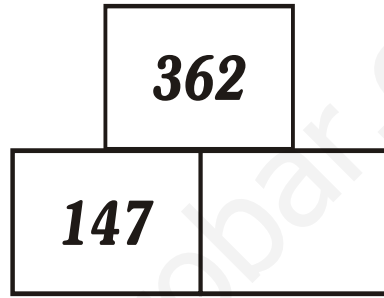

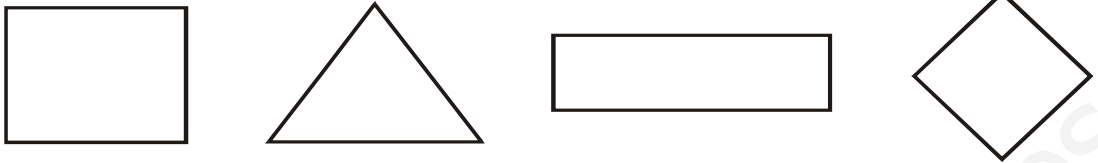


FIGURA DIFERENTE


► Encierra la figura diferente.

A) Uno no tiene 4 lados.



B) ¿Qué figura es diferente?

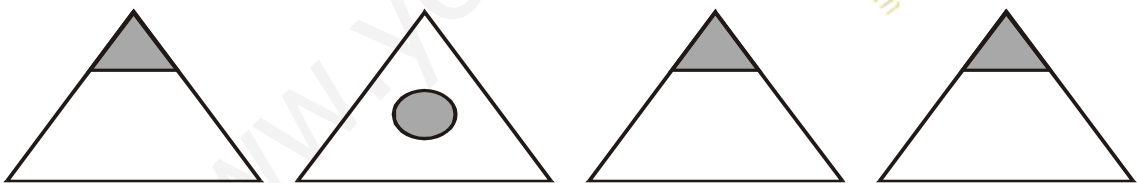
1)



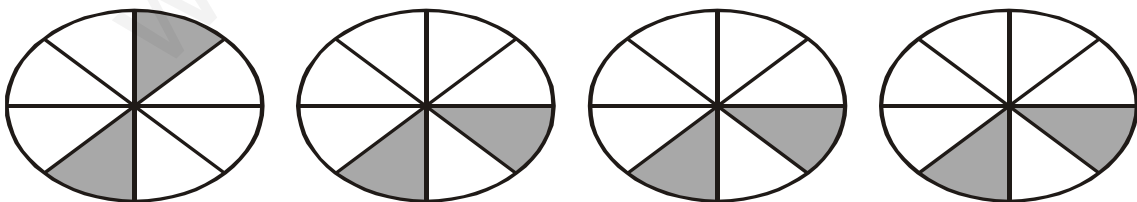
2)




3)




4)

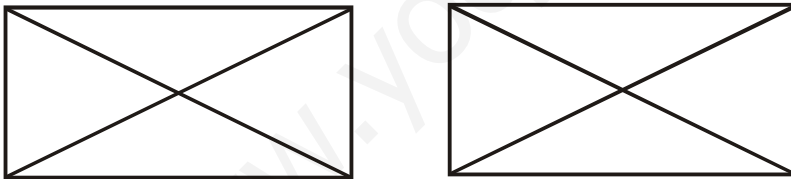


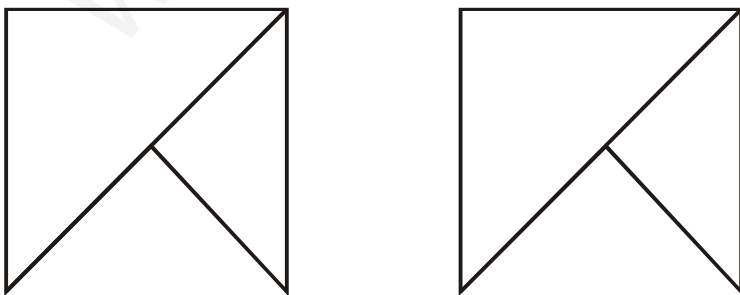
► Dibuja una figura diferente a












www.yoquieroaprobar.es

www.Matematica1.com

Completa:



400		402			405				409
410			413				417		
420					425				
430				434					
440							447		
450					455				
460									469
470			473						
480						486			
490								498	

Escribe el número:

- 445 → _____
- 479 → _____
- 436 → _____
- 481 → _____
- 499 → _____
- 500 → _____

Resuelve y escribe el número donde corresponde: par o impar.

$$\begin{array}{r} 559 - \\ 125 \\ \hline \end{array}$$


$$\begin{array}{r} 611 - \\ 210 \\ \hline \end{array}$$

$$\begin{array}{r} 849 - \\ 433 \\ \hline \end{array}$$



$$\begin{array}{r} 148 + \\ 323 \\ \hline \end{array}$$

$$\begin{array}{r} 241 + \\ 182 \\ \hline \end{array}$$

$$\begin{array}{r} 239 + \\ 241 \\ \hline \end{array}$$




IMPARES

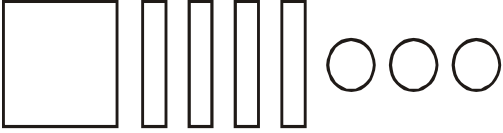


PARES

¡VAMOS A GRAFICAR!

* **Ordena y grafica según te indiquen.**



<p>Ejem: 4D 3U 1C <u>Rpta: 1C 4D 3U</u></p> 	<p>4C 2D 8U <u>Rpta: _____</u></p>
<p>4U 2D 4C <u>Rpta: _____</u></p>	<p>6D 4U 3C <u>Rpta: _____</u></p>
<p>2D 9U 4C <u>Rpta: _____</u></p>	<p>3C 2D 1U <u>Rpta: _____</u></p>
<p>4C 3U 2D <u>Rpta: _____</u></p>	<p>7U 4D 3C <u>Rpta: _____</u></p>

Coloca el signo de

$>$, $<$ o $=$



424 _____	440	150 + 2 _____	140 + 5
439 _____	242	255 - 2 _____	258 - 5
445 _____	445	141 + 0 _____	144 - 1
345 _____	145	241 + 0 _____	244 - 1
359 _____	431	164 + 4 _____	263 + 6
448 _____	369	140 + 9 _____	149 - 0
351 _____	341	268 + 3 _____	268 - 7

Escribe números mayores de y menores de teniendo en cuenta el signo.

448	<	_____	>	444
_____	>	400	>	_____
_____	=	500	<	484
_____	<	349	=	400
469	>	_____	<	499
_____	=	302	>	_____
_____	=	408	=	300
_____	<	494	<	500

Resuelve y escribe el número posterior a:



$$\begin{array}{r} 167 - \\ 38 \\ \hline 167 \end{array} \Rightarrow \boxed{130}$$

$$\begin{array}{r} 477 - \\ 39 \\ \hline \end{array} \Rightarrow \boxed{}$$

$$\begin{array}{r} 555 - \\ 150 \\ \hline \end{array} \Rightarrow \boxed{}$$

$$\begin{array}{r} 698 - \\ 442 \\ \hline \end{array} \Rightarrow \boxed{}$$

$$\begin{array}{r} 748 - \\ 259 \\ \hline \end{array} \Rightarrow \boxed{}$$

$$\begin{array}{r} 529 - \\ 458 \\ \hline \end{array} \Rightarrow \boxed{}$$

$$\begin{array}{r} 148 - \\ 47 \\ \hline 101 \end{array} \Rightarrow \boxed{102}$$

$$\begin{array}{r} 463 - \\ 42 \\ \hline \end{array} \Rightarrow \boxed{}$$

$$\begin{array}{r} 561 - \\ 71 \\ \hline \end{array} \Rightarrow \boxed{}$$

$$\begin{array}{r} 497 - \\ 53 \\ \hline \end{array} \Rightarrow \boxed{}$$

$$\begin{array}{r} 492 - \\ 92 \\ \hline \end{array} \Rightarrow \boxed{}$$

$$\begin{array}{r} 537 - \\ 52 \\ \hline \end{array} \Rightarrow \boxed{}$$

Ordenar en forma Ascendente:

474	431	465	446	481	456	400	425	500
-----	-----	-----	-----	-----	-----	-----	-----	-----

— — — — — — — —

247	456	345	397	497	470	425	480	434
-----	-----	-----	-----	-----	-----	-----	-----	-----

— — — — — — — —

Ordena en forma Descendente:



460	430	450	420	440	410	400	500	490
-----	-----	-----	-----	-----	-----	-----	-----	-----

— — — — — — — —

472	482	452	462	432	492	422	442	400
-----	-----	-----	-----	-----	-----	-----	-----	-----

— — — — — — — —

* Desarrolla las sumas, ubica los resultados y pinta de acuerdo a la tabla de colores:

$$\begin{array}{r} 58 + \\ 16 \\ \hline 9 \end{array}$$

$$\begin{array}{r} 38 + \\ 26 \\ \hline 13 \end{array}$$

$$\begin{array}{r} 66 + \\ 29 \\ \hline 10 \end{array}$$

$$\begin{array}{r} 49 + \\ 32 \\ \hline 14 \end{array}$$

$$\begin{array}{r} 53 + \\ 28 \\ \hline 23 \end{array}$$

$$\begin{array}{r} 37 + \\ 25 \\ \hline 19 \end{array}$$

$$\begin{array}{r} 49 + \\ 32 \\ \hline 28 \end{array}$$

$$\begin{array}{r} 48 + \\ 26 \\ \hline 17 \end{array}$$

$$\begin{array}{r} 25 + \\ 18 \\ \hline 13 \end{array}$$


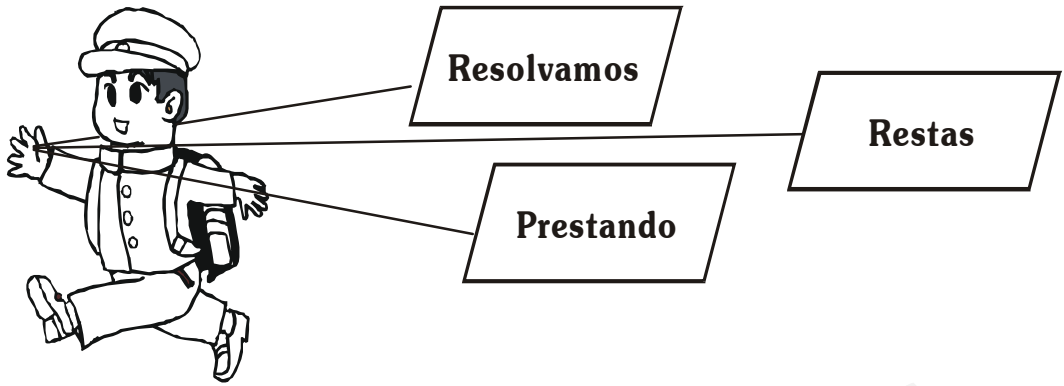


Tabla de Colores

ROJO	MARRON	AMARILLO	VERDE	NARANJA
83	77	105	95	104
MORADO	AZUL	BLANCO	ROSADO	
81	109	91	56	



$$\begin{array}{r} 268 - \\ \underline{139} \end{array}$$

$$\begin{array}{r} 352 - \\ \underline{149} \end{array}$$

$$\begin{array}{r} 383 - \\ \underline{277} \end{array}$$

$$\begin{array}{r} 281 - \\ \underline{167} \end{array}$$

$$\begin{array}{r} 368 - \\ \underline{119} \end{array}$$

$$\begin{array}{r} 371 - \\ \underline{257} \end{array}$$

* Desarrolla:

-20

168 _____

176 _____

192 _____

283 _____

390 _____

263 _____

174 _____

383 _____

-41

362 _____

152 _____

241 _____

183 _____

190 _____

274 _____

361 _____

386 _____

* Resuelve las restas prestando:

$$\begin{array}{r} 632 - \\ \underline{227} \end{array}$$

$$\begin{array}{r} 642 - \\ \underline{317} \end{array}$$

$$\begin{array}{r} 364 - \\ \underline{137} \end{array}$$

$$\begin{array}{r} 283 - \\ \underline{135} \end{array}$$

$$\begin{array}{r} 197 - \\ \underline{139} \end{array}$$


$$\begin{array}{r} 643 - \\ \underline{327} \end{array}$$



$$\begin{array}{r} 790 - \\ \underline{235} \end{array}$$

$$\begin{array}{r} 956 - \\ \underline{429} \end{array}$$

$$\begin{array}{r} 776 - \\ \underline{449} \end{array}$$

$$\begin{array}{r} 393 - \\ \underline{125} \end{array}$$





EL DOBLE

* Halla el doble en:

10 = _____

8 = _____

24 = _____

82 = _____

54 = _____

100 = _____

93 = _____

71 = _____


14 = _____

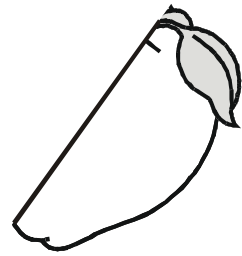

33 = _____

44 = _____

50 = _____

¿ Qué hábil eres!





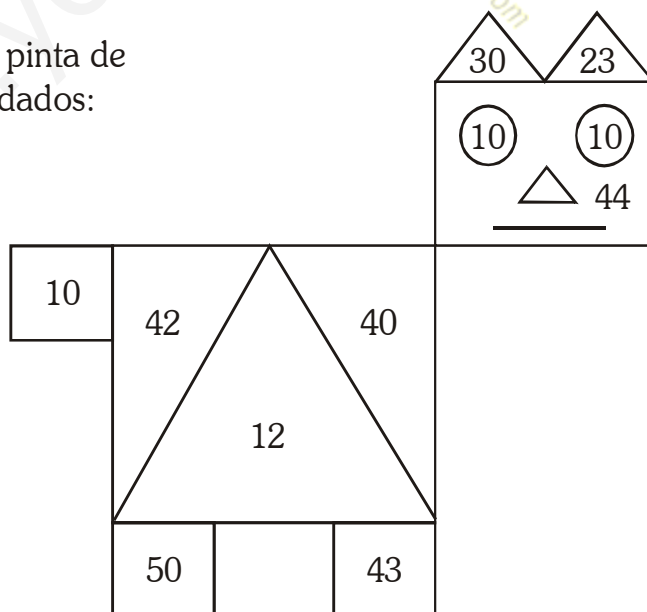
LA MITAD

* Escribe la mitad de:

- 20 = _____ (amarillo)
- 84 = _____ (rojo)
- 24 = _____ (azul)
- 80 = _____ (morado)
- 100 = _____ (rosado)
- 60 = _____ (verde)
- 46 = _____ (naranja)
- 88 = _____ (celeste)
- 86 = _____ (marrón)



* Ubica los resultados y pinta de acuerdo a los colores dados:



PROBLEMAS

1. En una canasta tengo 18 habas, 25 tomates, 16 zapallos. ¿Cuántos hay en total?





Operación

Respuesta

2. Un carro avanza 341 km, en una 2da. vuelta avanza 299 km. ¿Cuántos kilómetros avanza?

Operación

Respuesta

1. Tengo que comprar útiles escolares  me cuesta S/. 10.00 soles,  me cuesta S/. 5.00 soles. Si quiero comprar 2  y 3 . ¿Cuánto me costará?

Operación

Respuesta

500			503			506			509
510		512			515			500	
520				524					
530							537		
540					545				
550			553						
560								568	
570						576			
580		582							
590				594					

Completa:



* Lee y Escribe el número:

Quinientos veinticuatro →

Quinientos sesenta y tres →

Quinientos doce →

Quinientos cincuenta y uno →

Quinientos ochenta y cinco →

Quinientos treinta y nueve →

Seiscientos →

Quinientos cinco →



* Escribe par (P) o impar (I) según convenga:

423

585

348

356

541


429

233

476

561


332



* Escribe en el tablero posicional las siguientes cantidades:

	C	D	M
4 centenas, 2 decenas y 4 unidades	4	2	4
6 centenas, 4 unidades y 1 decena			
0 unidades, 5 decenas y 0 decenas			
5 decenas, 1 centena y 4 unidades			
5 centenas, 0 decenas y 9 unidades			
8 unidades, 3 centenas y 4 decenas			
5 centenas, 4 unidades y 5 decenas			
8 unidades, 0 decenas y 5 unidades			

* Representa:

133 →	
251 →	
389 →	
420 →	
276 →	
508 →	

¡VAMOS A DESCOMPONER!

450 = _____

586 = _____

531 = _____

425 = _____

360 = _____

224 = _____

418 = _____





540 = _____

556 = _____

549 = _____



* Colocar $>$, $<$ ó $=$:





Escribe el número
Anterior y
Posterior

545 _____, _____, 548 _____

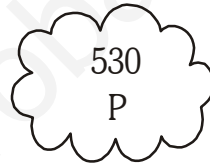


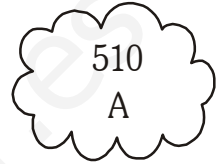



563 _____, _____, 566 _____

584 _____, _____, 587 _____

569 _____, _____, 572 _____

550 _____, _____, 553 _____

* Ordena en forma ascendente y descubre la frase:

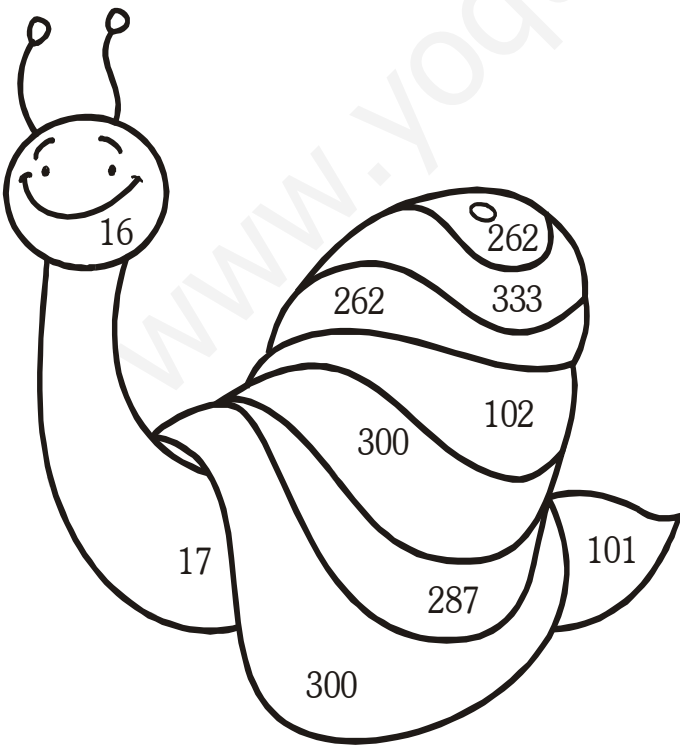


V			



Resuelve y Colorea según te indican

<p>Verde claro:</p> $\begin{array}{r} 174 + \\ \underline{128} \end{array}$ $\begin{array}{r} 214 + \\ \underline{48} \end{array}$	<p>Verde oscuro:</p> $\begin{array}{r} 218 + \\ \underline{96} \end{array}$ $\begin{array}{r} 147 + \\ \underline{186} \end{array}$ $\begin{array}{r} 73 + \\ \underline{29} \end{array}$
<p>Naranja:</p> $\begin{array}{r} 200 - \\ \underline{184} \end{array}$ $\begin{array}{r} 300 - \\ \underline{199} \end{array}$ $\begin{array}{r} 150 + \\ \underline{133} \end{array}$	



¡Eres un Campeón!

Resuelve:

① $148 + 85 =$

② $89 + 88 =$

③ $182 + 49 =$

④ $188 + 32 =$

⑤ $128 + 64 =$


⑥ $186 + 198 =$

⑦ $228 + 198 =$

⑧ $182 + 29 =$




* Resuelve en tu cuaderno.



* Une cada número del centro con su doble.



TRIPLE



* Resuelve:

$$14 \Rightarrow \text{el triple} = \frac{14}{14} = \frac{14}{42} = \text{42}$$

$$100 \Rightarrow \text{el triple} = 100 + 100 + 100 = \text{[cloud]}$$

$$242 \Rightarrow \text{el triple} = \text{[cloud]}$$

$$123 \Rightarrow \text{el triple} = \text{[cloud]}$$

$$245 \Rightarrow \text{el triple} = \text{[cloud]}$$

$$150 \Rightarrow \text{el triple} = \text{[cloud]}$$

$$324 \Rightarrow \text{el triple} = \text{[cloud]}$$

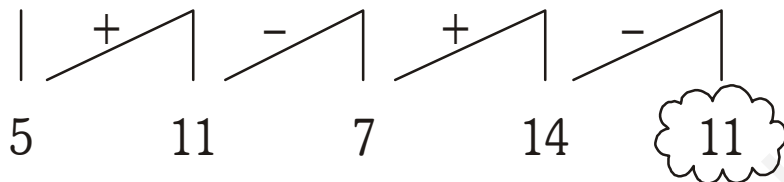
$$241 \Rightarrow \text{el triple} = \text{[cloud]}$$

$$159 \Rightarrow \text{el triple} = \text{[cloud]}$$

$$266 \Rightarrow \text{el triple} = \text{[cloud]}$$

Operaciones Combinadas

$$5 + 6 - 4 + 7 - 3 = 11$$




a. $10 - 7 + 5 - 2 + 6 =$

a. $20 - 10 + 2 - 7 + 5 =$

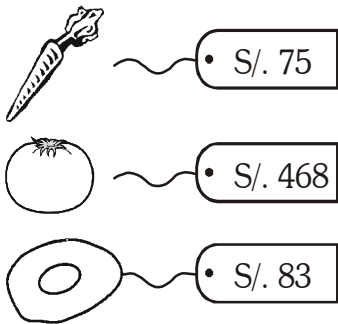
a. $15 - 3 + 6 - 1 + 2 =$

a. $10 - 10 + 5 - 3 + 7 =$





1. En la bodega compré S/. 75. = = soles de zanahorias, S/. 468.00 soles de tomate y S/. 83.00 soles de lechuga. ¿Cuánto gasté en total?



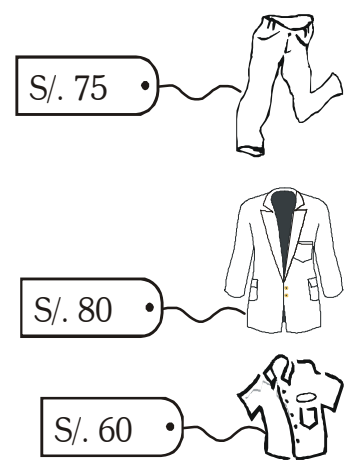
Operación

Respuesta

2. Tenía S/. 225.00 y compré 1 pantalón, me costó S/. 75.00 soles 1 camisa, costó S/. 60.00 un saco me costó S/. 80.00 soles. ¿Cuánto de vuelto he de tener?

Operación

Respuesta



3. Alexander tiene S/. 135 soles y Federico S/. 215.00 soles.
 ¿Cuánto dinero tienen juntos?
 ¿Cuánto más tiene Federico



Operación

a.

b.



a. _____

b. _____



Respuesta

4. Esta semana Pablo vendió 130 cajas de papaya y 152 cajas de naranjas. ¿Cuántas cajas de frutas vendió Pablo?, la semana pasada vendió 400 cajas en total. ¿Cuál es la diferencia con ésta semana?

Operación

a.

b.



a. _____


b. _____

Respuesta

¡ a resolver problemas !



600									
610									
620									
630									
640									
650									
660									
670									
680									
690									



Completa los números:



710									
720									
730									
740									
750									
760									
770									
780									
790									

Lee y Escribe el número

- A) Seiscientos ochenta y seis _____
- B) Seiscientos veintinueve _____
- C) Setecientos catorce _____
- D) Setecientos noventa _____
- E) Seiscientos cuatro _____
- F) Ochocientos _____
- G) Setecientos treinta y dos _____
- H) Seiscientos sesenta y cinco _____

Escribe el número

- A) 732 _____
- B) 625 _____
- C) 673 _____
- D) 750 _____
- E) 729 _____
- F) 632 _____

REPRESENTA GRÁFICAMENTE

622 =

--	--	--	--	--	--



618 =

630 =

772 =

653 =

700 =

DESCOMPOSICIÓN

$$\underline{\quad\quad\quad} \underline{284} = 200 + 80 + 4$$

$$\underline{\quad\quad\quad} \underline{753} = 700 + 50 + 3$$

Realiza las descomposiciones:

781 = _____

636 = _____

583 = _____

445 = _____

614 = _____




+	8	5	9	7	10
86					
95					

-	3	6	7	8	10
120					
95					
155					

Une:

- | | |
|----------------|-------|
| 3C + 4D + 5U • | • 584 |
| 6C + 2D + 0U • | • 498 |
| 6C + 1D + 8U • | • 618 |
| 5C + 8D + 4U • | • 620 |
| 4C + 9D + 8U • | • 345 |



Coloca el signo $>$, $<$. = .

696 _____ 565 _____ 565 _____ 600

629 _____ 748 _____ 722 _____ 500

563 _____ 642 _____ 745 _____ 529

794 _____ 633 _____ 633 _____ 586

Coloca el Número Anterior - Posterior

_____ 789 _____

_____ 625 _____

_____ 643 _____

_____ 716 _____

Recuerda:

Cuando la suma de las unidades es mayor que 9, se escribe la cifra de las unidades y se "lleva" la cifra que pertenece a las decenas.



$$\begin{array}{r} 1 \\ 536 + \\ 227 \\ \hline 763 \end{array}$$



Resuelve:

$$\begin{array}{r} 629 + \\ 116 \\ \hline \end{array}$$

$$\begin{array}{r} 538 + \\ 229 \\ \hline \end{array}$$

$$\begin{array}{r} 347 + \\ 333 \\ \hline \end{array}$$

$$\begin{array}{r} 565 + \\ 219 \\ \hline \end{array}$$

$$\begin{array}{r} 286 + \\ 439 \\ \hline \end{array}$$


$$\begin{array}{r} 376 + \\ 245 \\ \hline \end{array}$$

$$\begin{array}{r} 48 + \\ 32 \\ 17 \\ \hline \end{array}$$

$$\begin{array}{r} 56 + \\ 20 \\ 19 \\ \hline \end{array}$$

$$\begin{array}{r} 60 + \\ 17 \\ 9 \\ \hline \end{array}$$

DOBLE



Resuelve:

$$125 \rightarrow \text{el doble} = \begin{array}{r} 125 + \\ 125 \\ \hline 250 \end{array} = 250$$

- 115 \rightarrow el doble = 115 + 115 = _____
- 130 \rightarrow el doble = _____
- 120 \rightarrow el doble = _____
- 110 \rightarrow el doble = _____
- 128 \rightarrow el doble = _____
- 140 \rightarrow el doble = _____
- 168 \rightarrow el doble = _____
- 170 \rightarrow el doble = _____
- 180 \rightarrow el doble = _____
- 176 \rightarrow el doble = _____

Resuelve los ejercicios de doble y mitad:

El doble de:

425



225



242



73



154



300



240



La mitad de:

250



326



784



634



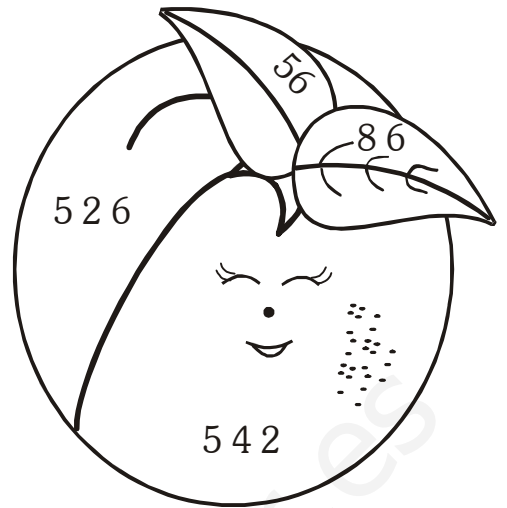



896



258





MITAD

VERDE

112 =	
436 =	

MORADO

410 =	
88 =	

DOBLE

NARANJA

271 =	
263 =	

ROJO

100 =	
50 =	

Hallar el triple de:

10 ~

40 ~

20 ~

11 ~

50 ~

63 ~

100 ~

222 ~

311 ~


150 ~



Recuerda que el triple de:

- 0 es _____
- 1 es _____
- 2 es _____
- 3 es _____
- 4 es _____
- 5 es _____
- 6 es _____
- 7 es _____
- 8 es _____
- 9 es _____

SUMA




• **Ordena las cifras y suma:**

a) $(693 + 720) + 204$

b) $715 + (528 + 99)$

c) $800 + (290 + 147)$




• **Resuelve las operaciones combinadas:**

a) $26 + 50 - 26 =$

b) $60 + 90 - 10 =$

c) $80 - 40 + 30 =$

d) $50 - 25 + 55 =$



800			803			806			
810				814					
820							827		
830			833						
840							847		
850					855				
860									869
870			873						
880						886			
890				894					



SOY EL 800 Y 900

900						906			
910			913						
920						927			
930				934					
940							948		
950		952							
960									969
970					975				
980								988	
990			993						



Escribe el número:

879 → _____

850 → _____

900 → _____

999 → _____

905 → _____

Une según corresponde:

Novecientos treinta

900

Ochocientos veinticuatro

903

Novecientos

842

Ochocientos

930

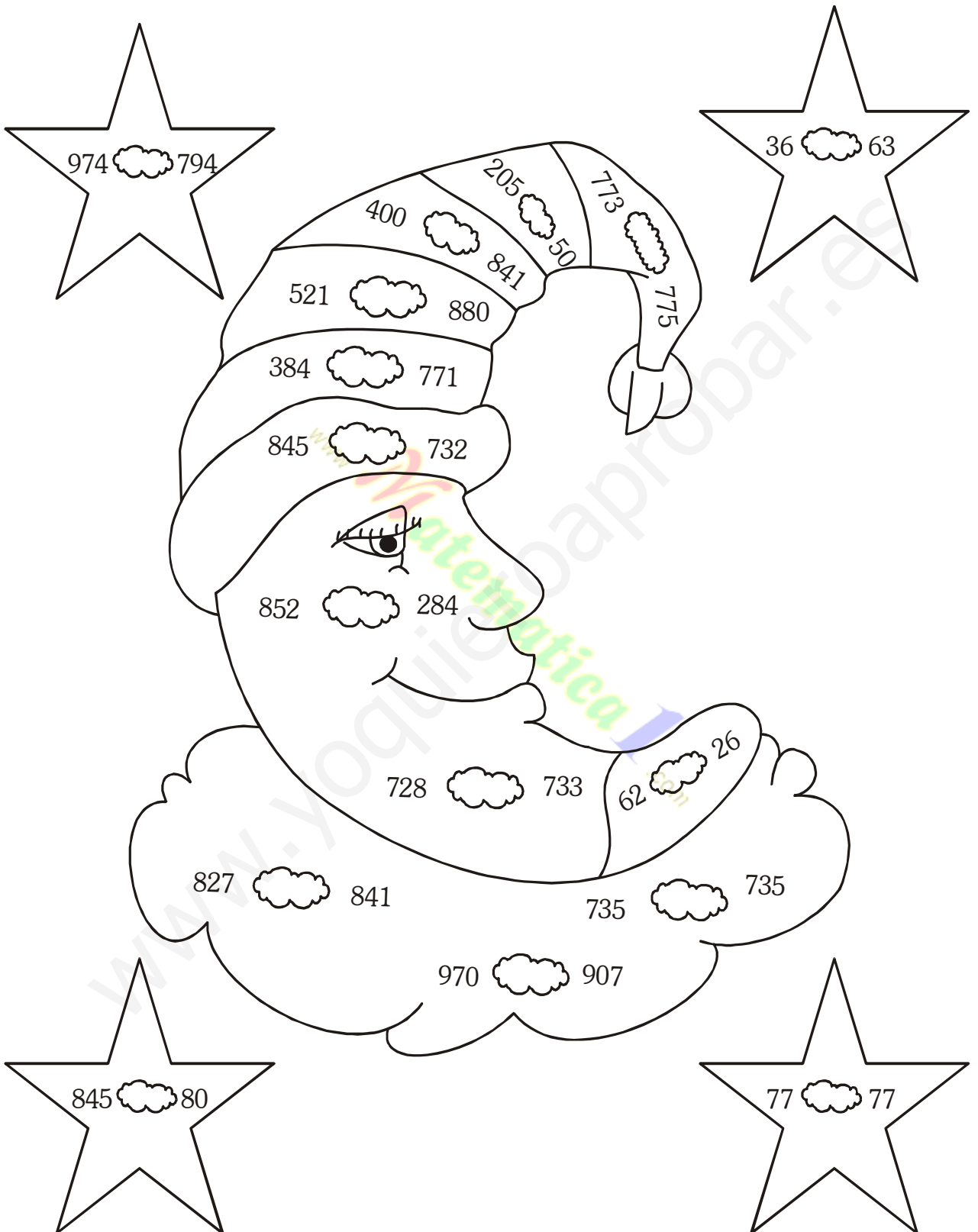
Ochocientos cuarenta y dos

824


Novecientos tres

800

* Coloca $>$, $<$ o $=$




TRABAJAMOS



* Completa

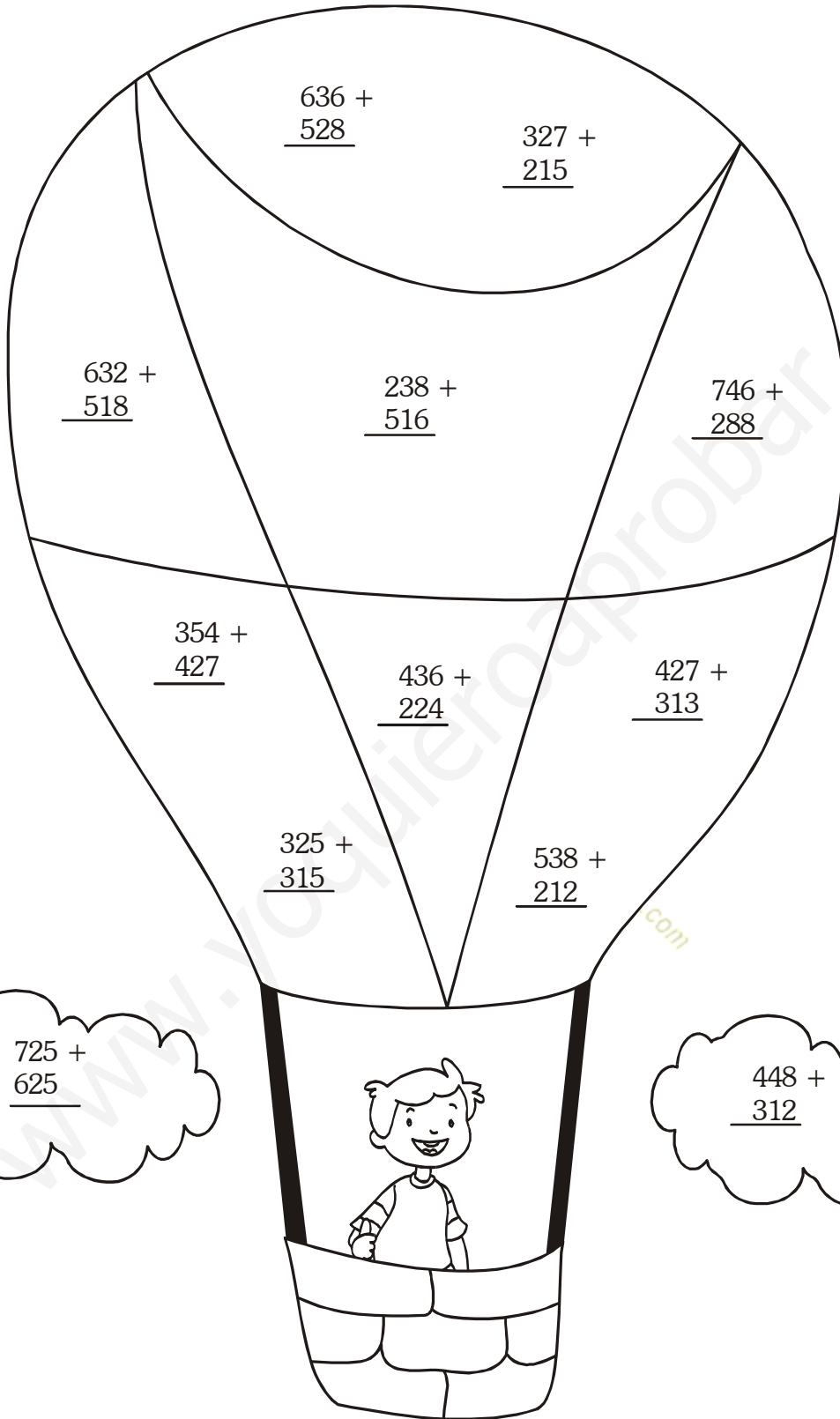
Número anterior	Número	Número posterior
	843	
955		
	835	
		768
	972	
626		



¡Tú puedes!


Número anterior	Número	Número posterior
738		
	958	
	830	
641		
	763	
997		

¡SUMAMOS!



PRACTICANDO LAS RESTAS

Resuelve y pinta las áreas de respuestas con los colores indicados:



De amarillo:

$\begin{array}{r} 846 \\ - 334 \\ \hline \end{array}$	$\begin{array}{r} 786 \\ - 435 \\ \hline \end{array}$	$\begin{array}{r} 695 \\ - 342 \\ \hline \end{array}$	$\begin{array}{r} 698 \\ - 146 \\ \hline \end{array}$
---	---	---	---

De marrón:

$\begin{array}{r} 375 \\ - 247 \\ \hline \end{array}$	$\begin{array}{r} 481 \\ - 139 \\ \hline \end{array}$	$\begin{array}{r} 746 \\ - 238 \\ \hline \end{array}$	$\begin{array}{r} 987 \\ - 179 \\ \hline \end{array}$
---	---	---	---

De anaranjado:

$\begin{array}{r} 408 \\ - 137 \\ \hline \end{array}$	$\begin{array}{r} 519 \\ - 372 \\ \hline \end{array}$	$\begin{array}{r} 827 \\ - 582 \\ \hline \end{array}$	$\begin{array}{r} 736 \\ - 482 \\ \hline \end{array}$
---	---	---	---

De rojo:

$\begin{array}{r} 832 \\ - 675 \\ \hline \end{array}$	$\begin{array}{r} 623 \\ - 498 \\ \hline \end{array}$	$\begin{array}{r} 846 \\ - 287 \\ \hline \end{array}$	$\begin{array}{r} 963 \\ - 679 \\ \hline \end{array}$
---	---	---	---



Resuelve las operaciones combinadas:

1. $(398 - 199) + 132 =$

2. $(345 + 274) - 182 =$


3. $(456 + 499) - (349 + 193)$

¡SOMOS LOS MEJORES!

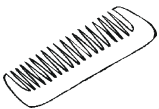
Sabías que:

El metro es la unidad principal de las medidas de longitud.
Con el metro se mide el largo, ancho, altura, la talla y la profundidad.

1 metro = 100 cm.



Usa el metro y escribe cuánto mide:



_____ cm.



_____ cm.



_____ cm.




_____ cm.




UNIDAD DE MASA

¡Sabías que!

La unidad de masa es el kilogramo (kg) que equivale a 1000 gramos. Debemos decir masa en lugar de peso.




Completo colocando + ó - en el cuadrado


- a. La  tiene masa que el 
- b. La  tiene masa que el 
- c. La  tiene masa que el 
- d. La  tiene masa que el 

¿QUÉ HORA ES?


* Encierro la hora correcta




6:15 1:30 1:15




10:00 12:00 10:15




3:30 5:00 5:15




9:45 10:15 10:45




12:30 5:15 5:00




6:00 7:30 8:30




12:00 11:00 11:45




12:15 3:00 12:30




9:15 5:45 9:30



3:30 6:00 6:15








2:45 9:15 2:30






12:15 3:00 3:30

* Escribe debajo del reloj qué hora es:







RECONOZCO LAS MONEDAS Y LOS BILLETES

MONEDAS



1 Céntimo



50 Céntimos



5 Céntimos



1 Sol



10 Céntimos



2 Soles



20 Céntimos



5 Soles

BILLETES

