

# UNIDAD DIDÁCTICA: "EL CUERPO"



LOS SENTIDOS



ASEO PERSONAL



CABEZA


PELO

OJO

OREJA

NARIZ

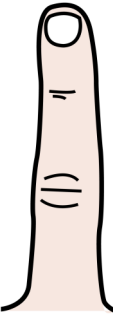
BOCA



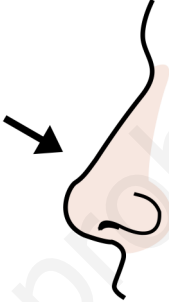
Rodea todas las partes del cuerpo que se encuentren en la cabeza:




OJOS



DEDO



NARIZ



PELO



BOCA



PIE



OREJA

Une con flechas:



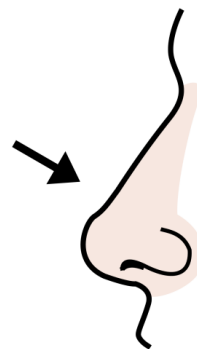

OJOS

BOCA

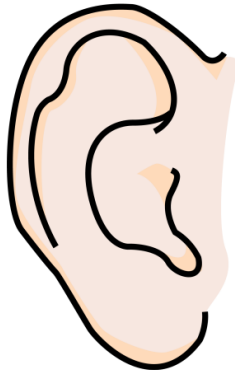

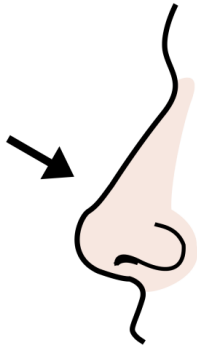
NARIZ

OREJAS

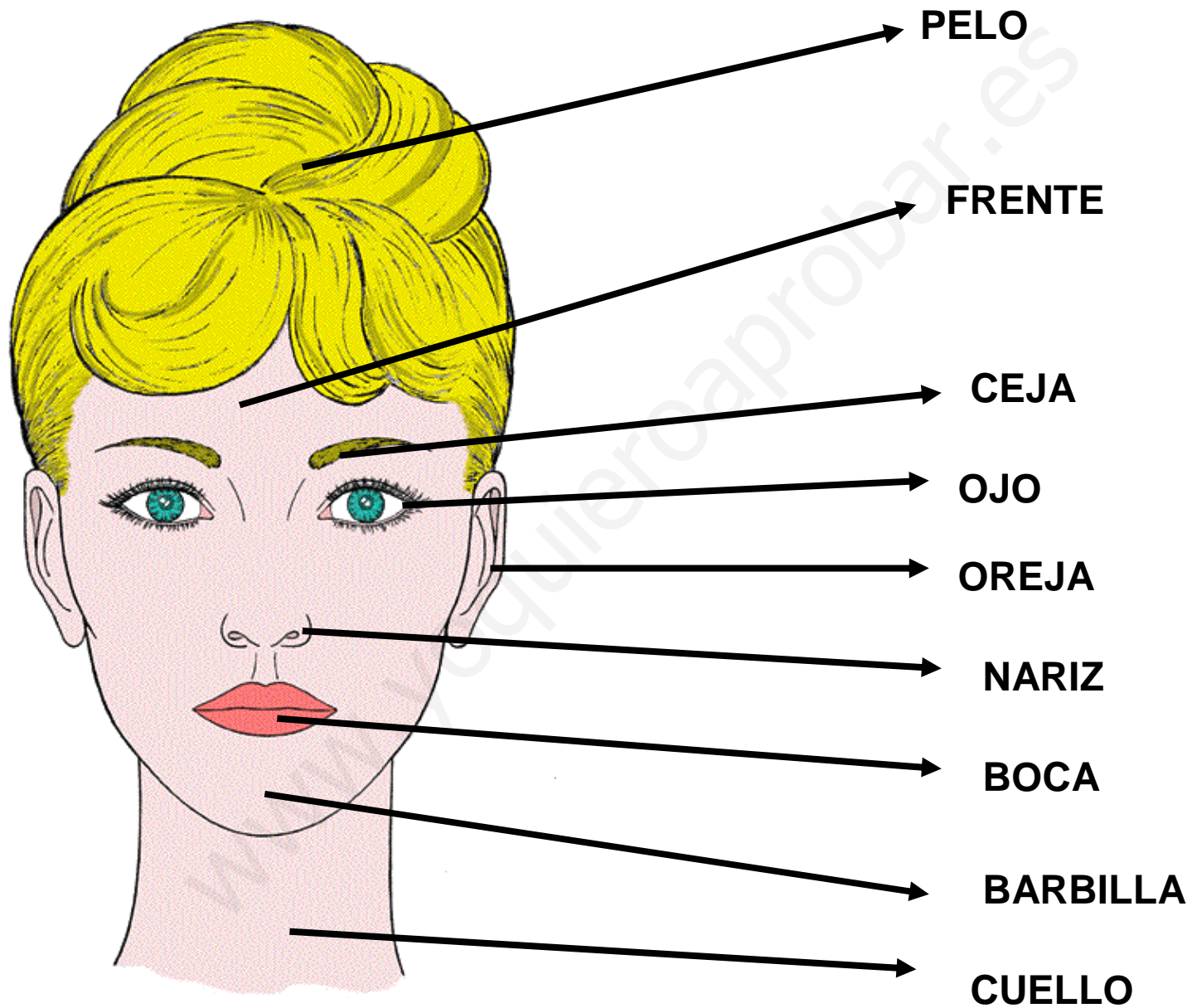
PELO



Escribe su nombre:

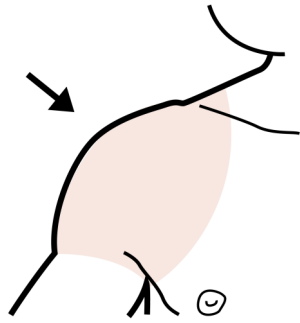


Lee:

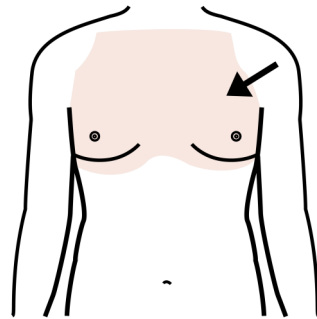


OBSERVA Y LEE:

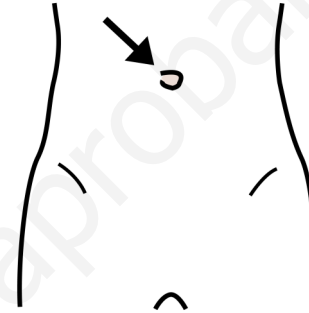
# TRONCO



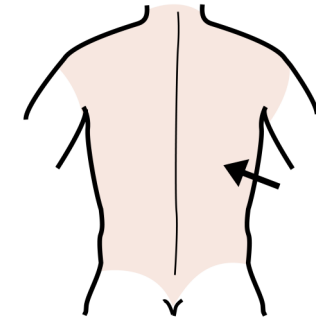
**HOMBRO**



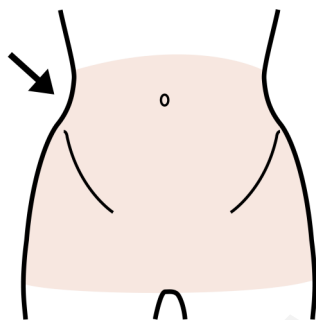
**PECHO**



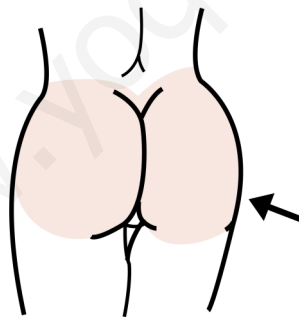
**OMBLIGO**



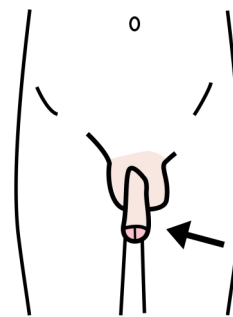
**ESPALDA**



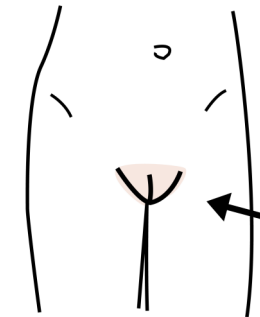
**CADERA**



**CULO**

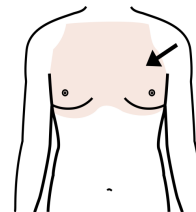
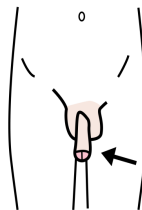
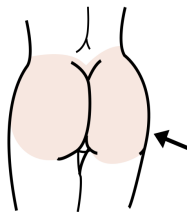
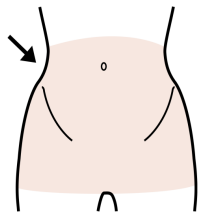
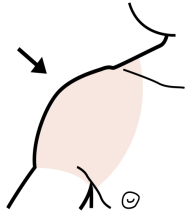


**PENE**



**VULVA**

Une con flechas:



**ESPALDA**

**HOMBRO**

**PECHO**

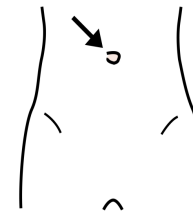
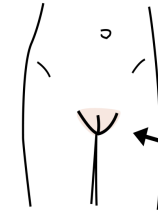
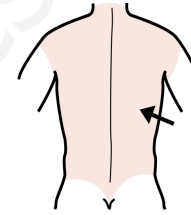
**PENE**

**VULVA**

**CADERA**

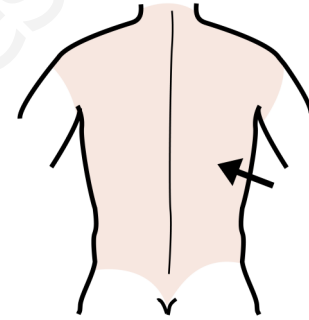
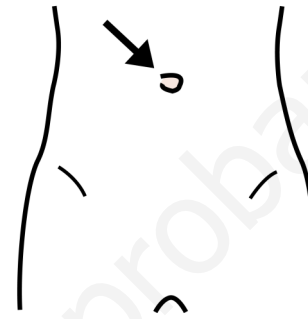
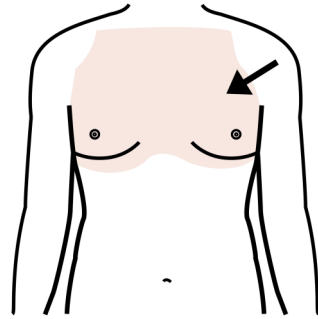
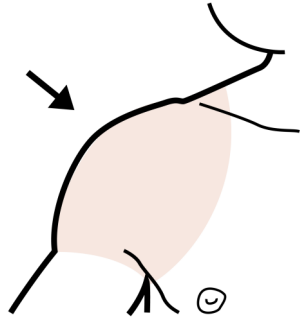
**CULO**

**OMBLIGO**





Escribe su nombre:


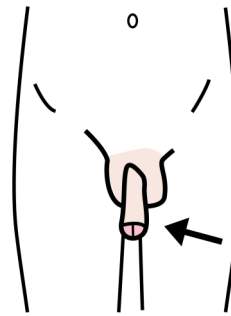
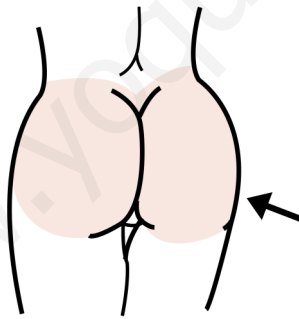
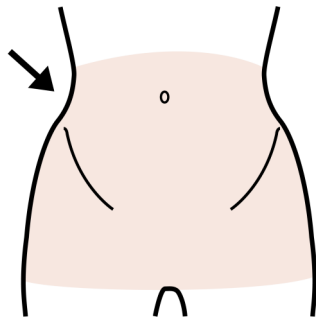


hombro

pecho

ombligo

espalda



cadera

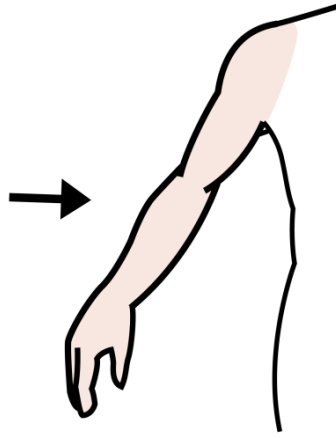
culo

pene


vulva

Observa y lee:

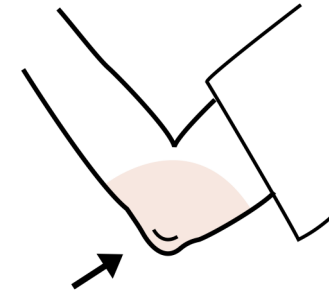
# EXTREMIDADES



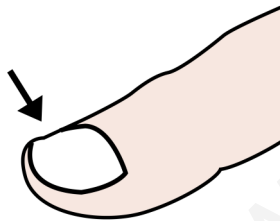
**BRAZO**



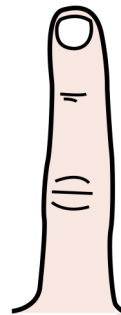
**MANO**



**CODO**

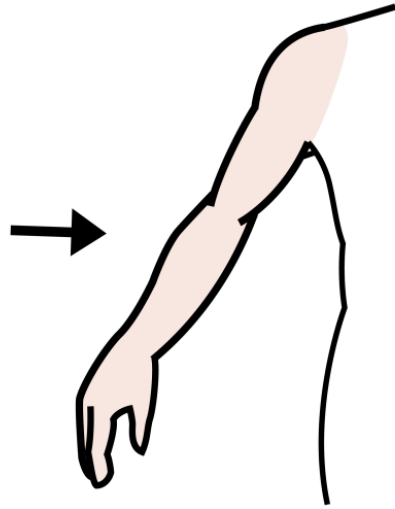


**UÑA**



**DEDO**

Une con flechas:




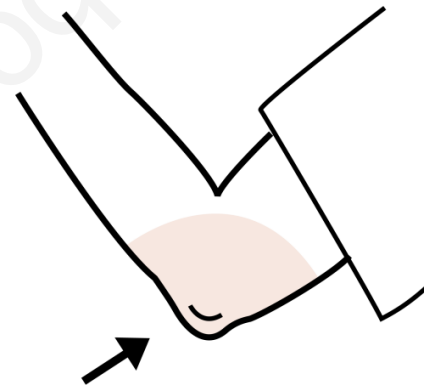
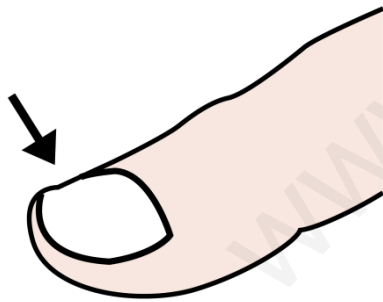

**BRAZO**

**MANO**

**CODO**

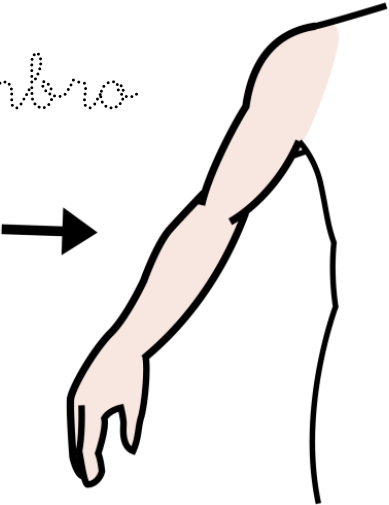
**UÑA**

**DEDO**




Repasa y escribe su nombre: \_\_\_\_\_

hombro



\_\_\_\_\_

\_\_\_\_\_

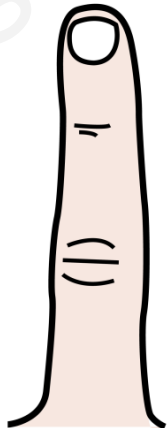


mano

\_\_\_\_\_

\_\_\_\_\_

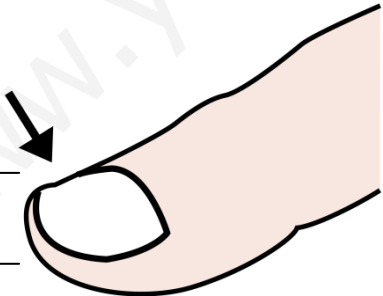
dedo



\_\_\_\_\_

\_\_\_\_\_

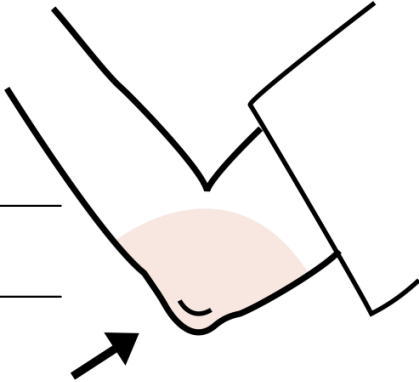
uña



\_\_\_\_\_

\_\_\_\_\_

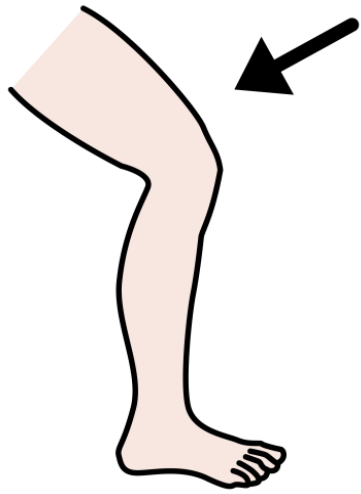
codo



\_\_\_\_\_

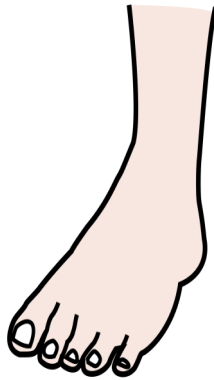
\_\_\_\_\_

Observa y lee:



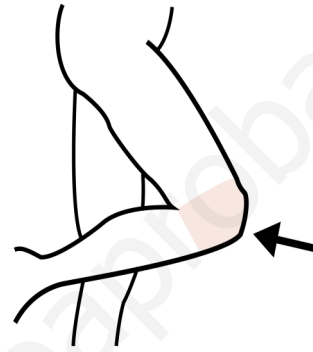
**PIERNA**

pierna



**PIE**

pie



**RODILLA**

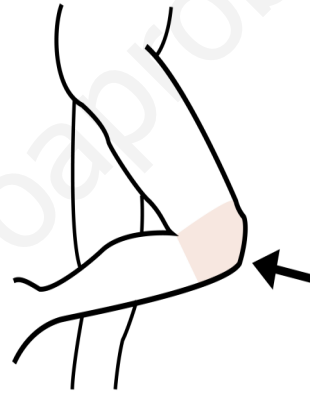
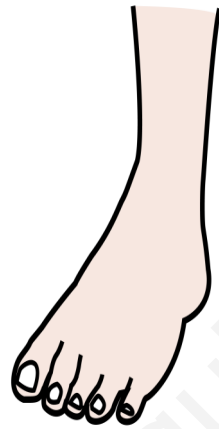

rodilla



**TOBILLO**

tobillo

Une con flechas




**tobillo**

**rodilla**

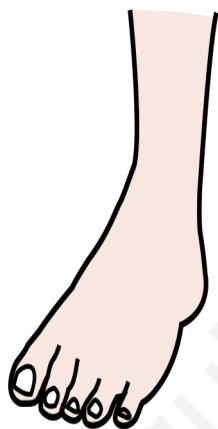
**pierna**

**pie**

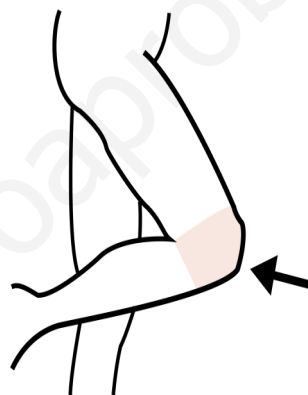
Escribe su nombre:



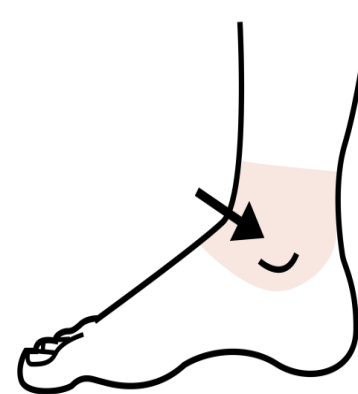
pierna



pie



rodilla


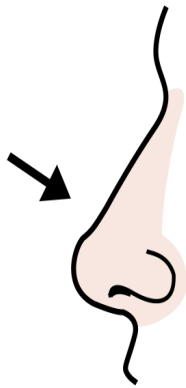
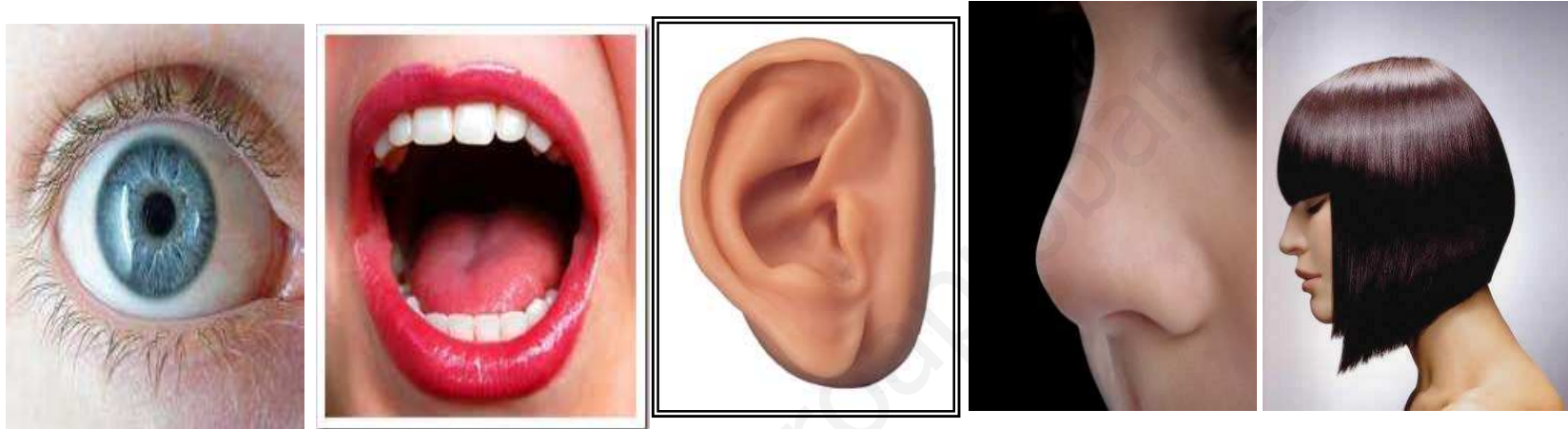


tobillo

---

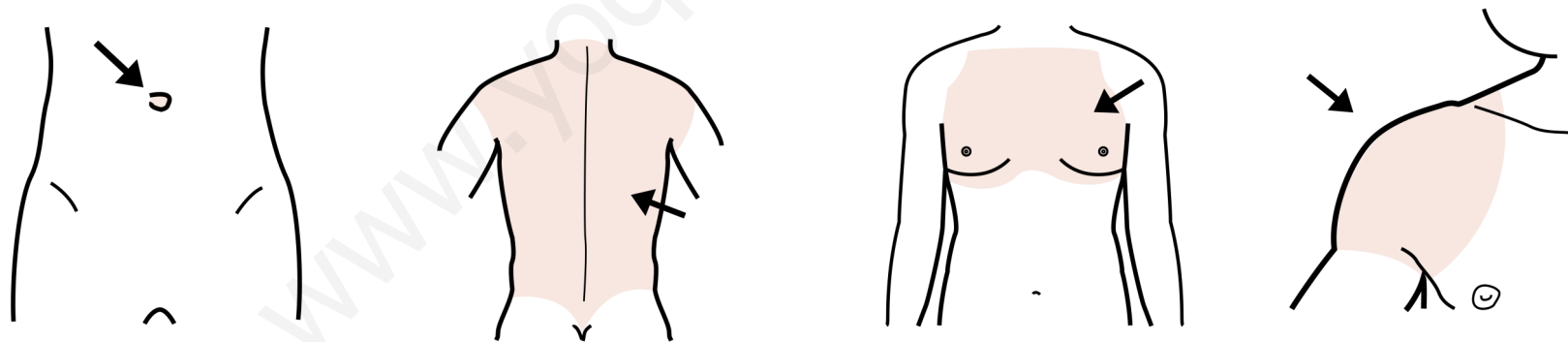
---

Une con flechas aquellas partes del cuerpo que sean iguales.

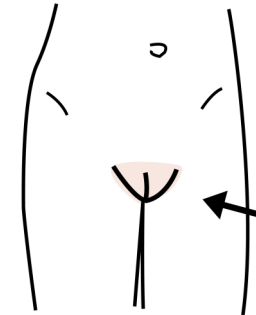
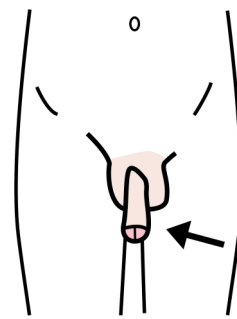
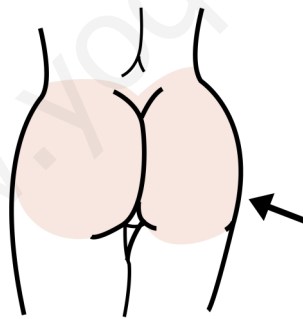
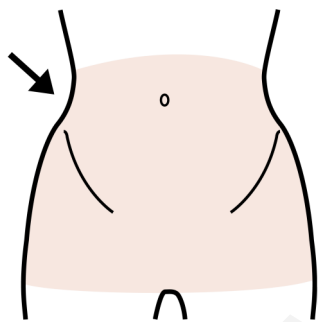
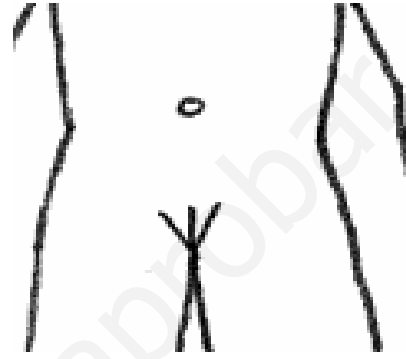




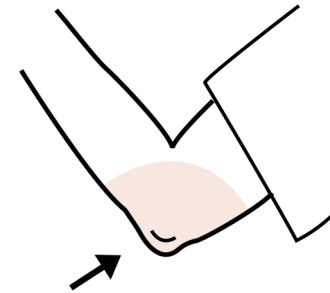
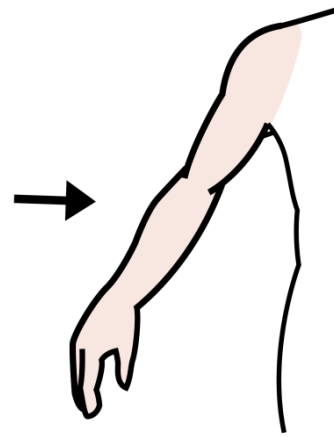

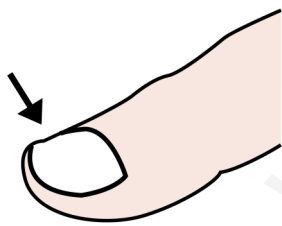
Une con flechas aquellas partes del cuerpo que sean iguales.



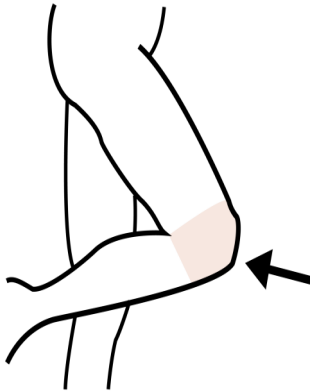

Une con flechas aquellas partes del cuerpo que sean iguales.



Une con flechas las partes del cuerpo que sean iguales:





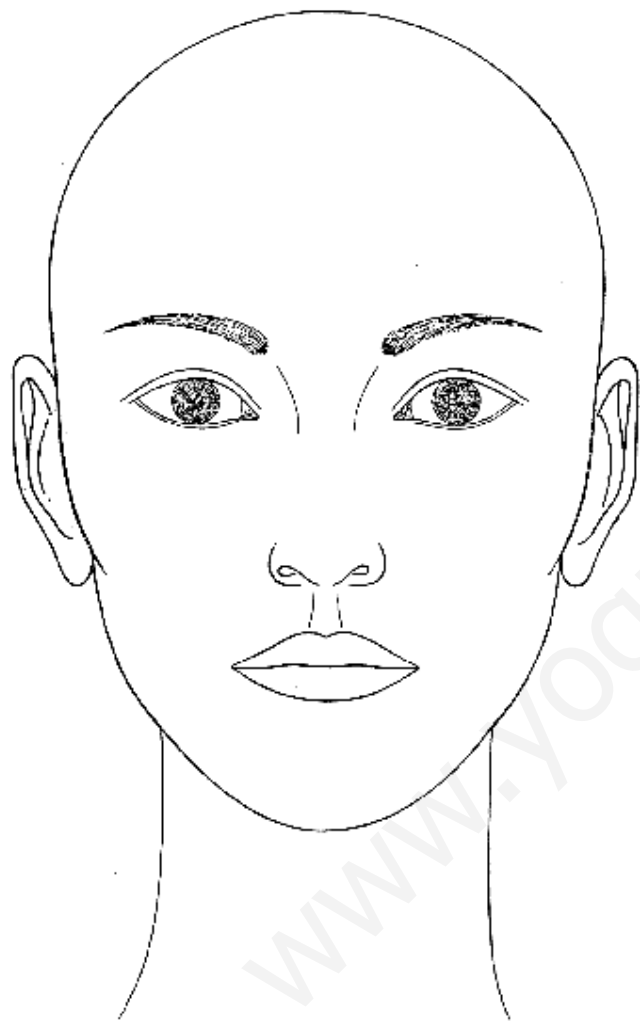
Une con flechas las partes del cuerpo que sean iguales:



¿Qué parte les falta de la cara?

Dibújasela.






¿Qué le falta a esta mujer en la cabeza?

Dibújasele y colorea la imagen.

Recorta por las líneas de puntos y vuelve a componer la imagen en la hoja siguiente.

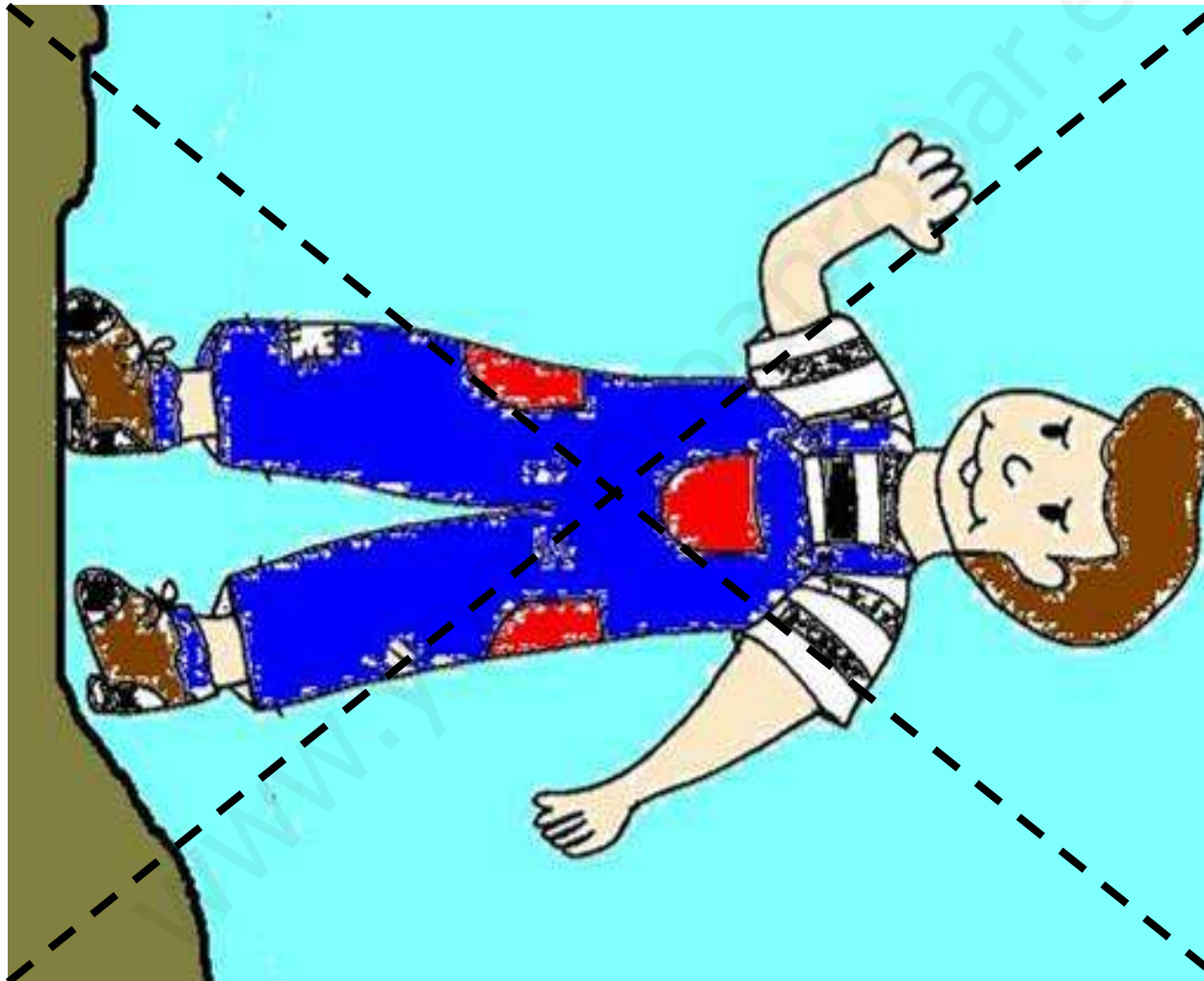


Pega aquí de forma ordenada las piezas del puzzle.

[www.yoquieroaprobar.es](http://www.yoquieroaprobar.es)



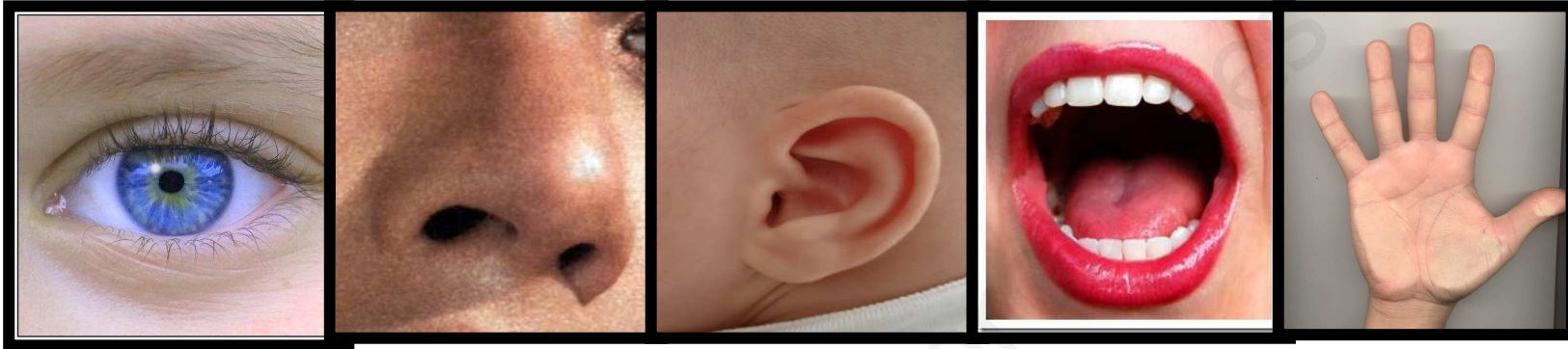
Recorta por las líneas de puntos y vuelve a componer la imagen en la hoja siguiente.



Pega aquí de forma ordenada las piezas del puzzle.

[www.yoquieroaprobar.es](http://www.yoquieroaprobar.es)

¿Cuántos tengo?





--	--	--	--	--



--	--	--	--	--

# Los Cinco Sentidos





LA VISTA

# LOS 5 SENTIDOS



EL OIDO



EL GUSTO



EL TACTO




EL OLFATO


Observa las imágenes:



Ver la  
tele



Ver la  
tele



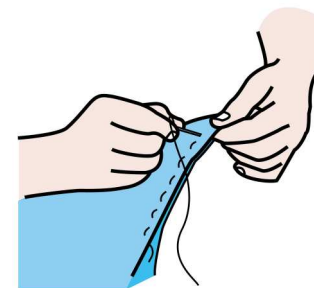
Verse  
en el  
espejo



Dibujar



Leer



Coser

Observa las imágenes:



Oír una  
canción



Oír el  
saludo del  
vecino



Oír una  
ambulancia



Oír el  
sonido del  
tambor


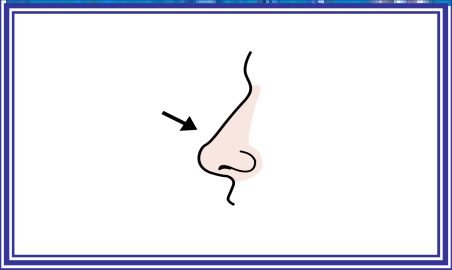


Oír los  
ladridos del  
perro



Oír los  
gritos de  
Jaimito

Observa las imágenes:



Oler la flor



Oler la manzana




Oler la colonia



Oler los pies




Huele mal




Huele el perro




Observa las imágenes:



Esta  
salado



Es de  
fresa



Rica  
verdura



Rico polo  
de  
naranja

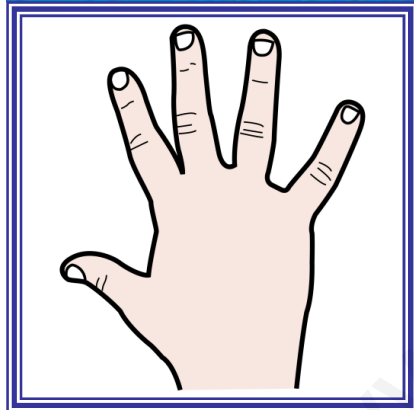


Está  
dulce y  
rico



No me  
gusta el  
limón

Observa las imágenes:



**¡Qué suave!**



**¡Qué dura!**




**¡Qué frío!**



**¡Qué blandito!**



**¡Qué caliente!**





**¡Qué me pincha!**


Lee y colorea las letras.

NIÑO

NIÑA




¿Tú que eres niño o niña?. Colorea la imagen correcta y escribe tu nombre en el recuadro.





¿Qué hacen los niños?

# ACCIONES



¿Qué hacen los niños?

# ACCIONES



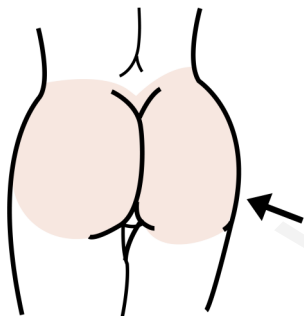
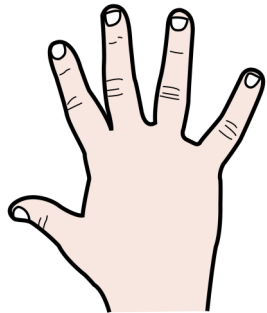
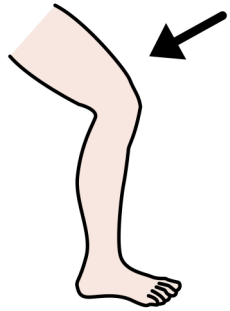


¿Qué hacen los niños?

# ACCIONES



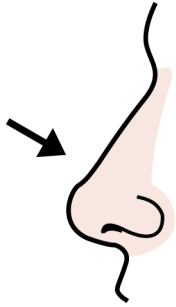


Une con flechas la parte del cuerpo con la acción en la cual la utilizo.


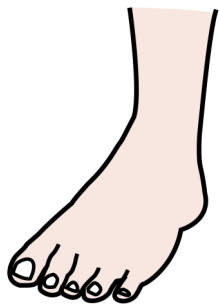
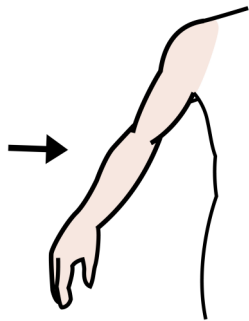





Une con flechas la parte del cuerpo con la acción en la cual la utilizo.





Une la parte del cuerpo con la acción en la cual la utilizo.



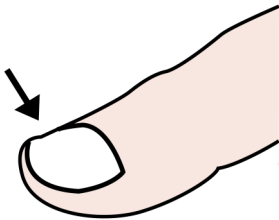

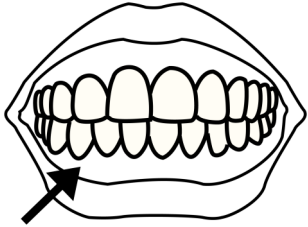


# ASEO CORPORAL



Rodea todos los objetos que usamos en el aseo corporal.

Une con flechas:





sha0013 www.fotosearch.com

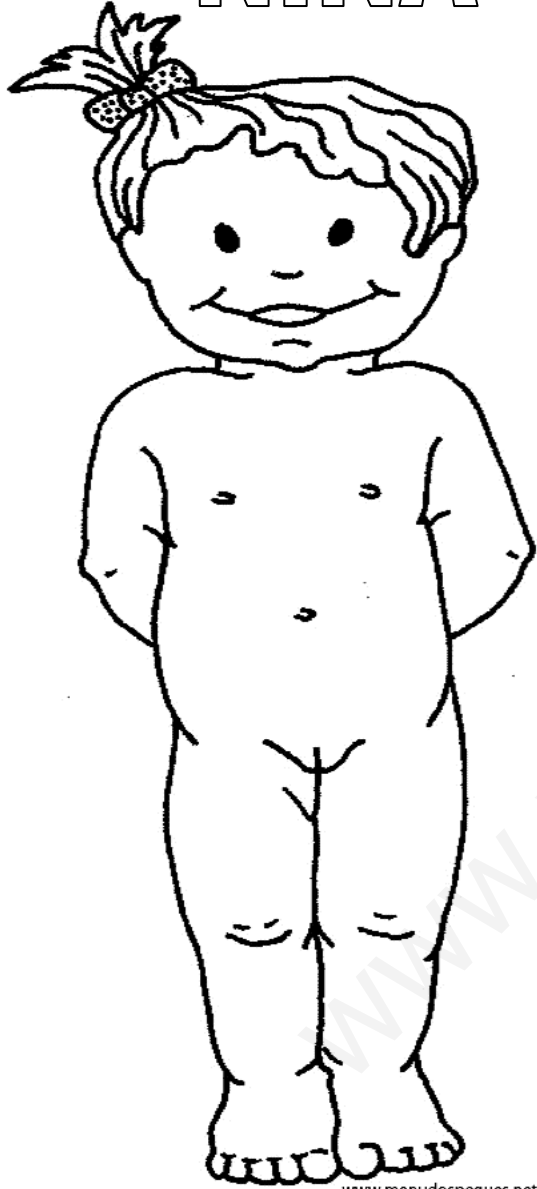


# EL CUERPO PARA COLOREAR

CABEZA



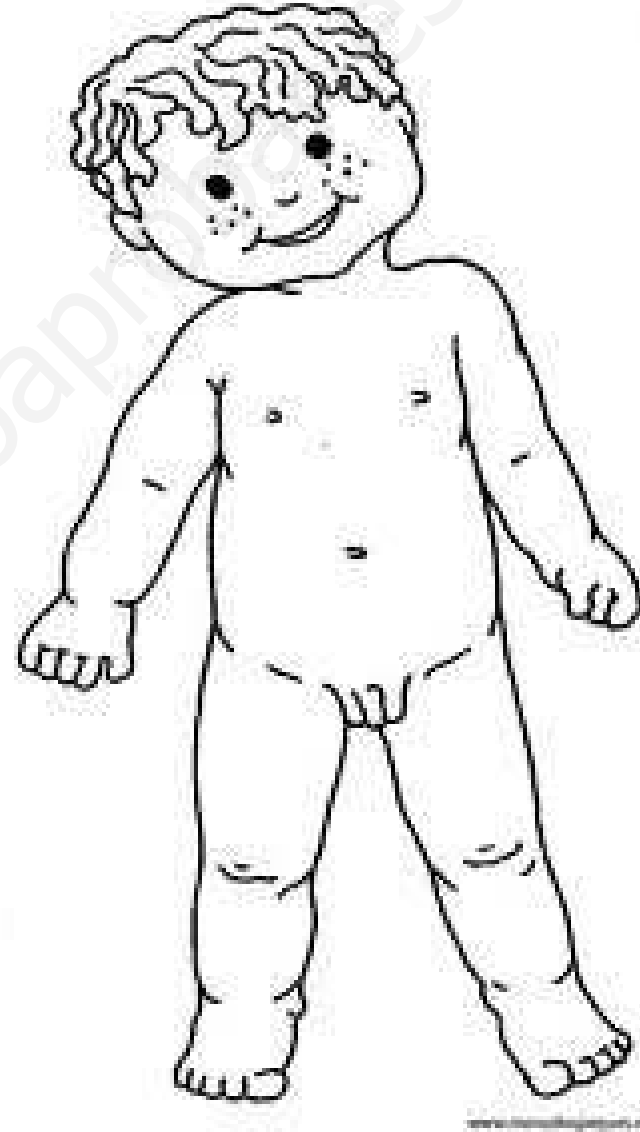
NIÑA



[www.menospeques.net](http://www.menospeques.net)


Colorea:

NIÑO



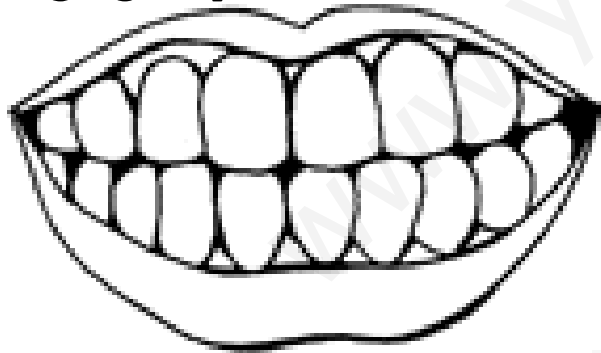
Colorea:

OJO



NARIZ


BOCA/ DIENTES



OREJA

[www.menudospeques.net](http://www.menudospeques.net)

Colorea:



PIERNA

[www.menudospeques.net](http://www.menudospeques.net)



PIE



BRAZO

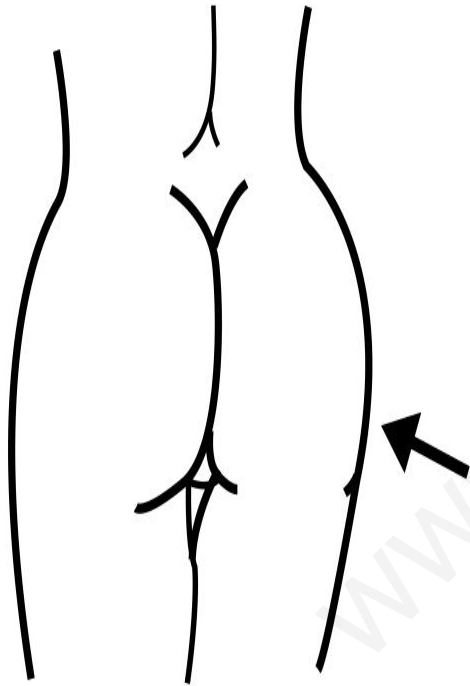


MANO



Colorea:


CULO




CUELLO



ESPALDA





Colorea el cuerpo  
de la niña y el del  
niño

MI  YO CUIDO

Lee:

CON MUCHO INTERÉS

MI  ME LAVO


Y LAVO MIS 

ME BAÑO Y ME 

¡MEJOR AL REVÉS!

ME DUCHO Y ME 

**EL ASEO**

ME  DESPUÉS

CEPILLO MIS 

DESPUÉS DE 

Y SIEMPRE MIS 

LIMPIAS Y ASEADAS

PROCURO TENER

EN MI  REDONDITA

Lee:

TENGO  Y 

TAMBIÉN TENGO UNA 

PARA  Y REIR.

CON LOS  VEO TODO

CON LA  HAGO ¡ATCHIS!

Y CON LA  YO COMO



A CARITA