

# Prepositions of Place

## Table of Contents






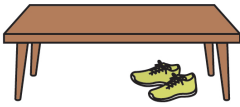
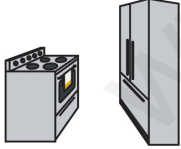



- 2 **QUICK AND HANDY GRAMMAR REVIEW**  
Prepositions of Place
- 4 **EXERCISE 1: Matchup**  
*Write the letter of the picture that matches the preposition of place.*
- 5 **EXERCISE 2: In the Kitchen**  
*Look at the picture and choose the best preposition.*
- 7 **EXERCISE 3: In the Living Room**  
*Choose the best preposition for each sentence.*
- 8 **EXERCISE 4: Pair Work**  
*Draw your own living room and describe it to your partner.*
- 10 **EXERCISE 5: Writing**  
*Write two sentences for each picture.*
- 11 **EXERCISE 6: Class Survey**  
*Ask and answer the questions.*
- 12 **ANSWER KEY**

# Quick and Handy Grammar Review

## INTRODUCTION TO PREPOSITIONS

Prepositions are short words that show *time, place, direction*, etc. Some examples of prepositions are *at, on, in, to, from, above, under, of*, and *between*. In this lesson, we will study prepositions of place.

### A. Common Prepositions of Place

	<p><b>in</b></p> <p>The fruit is <b>in</b> the bowl.</p>		<p><b>on</b></p> <p>The owl is <b>on</b> the branch.</p>
	<p><b>next to / beside</b></p> <p>The movie tickets are <b>next to</b> the popcorn.</p>		<p><b>near</b></p> <p>The pencil is <b>near</b> the eraser.</p>
	<p><b>above</b></p> <p>The painting is <b>above</b> the sofa.</p>		<p><b>under</b></p> <p>The shoes are <b>under</b> the table.</p>
	<p><b>across from</b></p> <p>The fridge is <b>across from</b> the stove.</p>		<p><b>between</b></p> <p>The apple is <b>between</b> the strawberry and the banana.</p>
	<p><b>in front of</b></p> <p>The girl is <b>in front of</b> the boy.</p>		<p><b>behind</b></p> <p>The teacher is <b>behind</b> the desk.</p>

# Quick and Handy Grammar Review cont.

## B. Common Sentence Patterns for Prepositions of Place


There are two common sentence patterns that we use with prepositions of place.

### 1. The + noun + verb + preposition + the + noun.

- The cookie is **on** the plate. (*singular*)
- The strawberries are **on** the plate. (*plural*)

### 2. There + is + (a) + noun + preposition + the + noun.

- There is a cup of coffee **on** the table. (*singular*)
- There are bananas **on** the table. (*plural*)



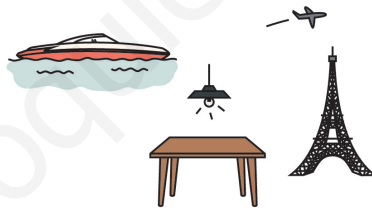
## C. Prepositions of Place with Similar Meanings

Some prepositions have similar meanings.



### 1. *Next to* and *beside* have the same meaning.

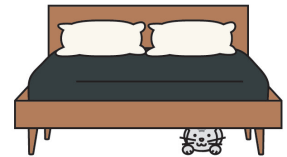
- The sunglasses are **next to** the sunscreen.
- The sunglasses are **beside** the sunscreen.



### 2. *On*, *above*, and *over* have similar meanings.

Use *on* when the two nouns are touching and *above* when they aren't. Use *over* when there is movement.

- The boat is **on** the water.
- The light is **above** the table.
- The plane flew **over** the Eiffel Tower.



### 3. *Under*, *beneath*, and *below* have similar meanings.

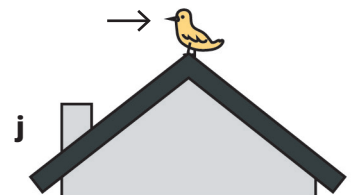
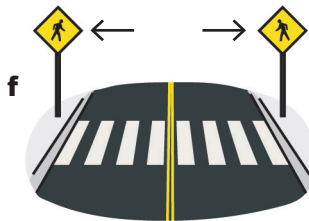

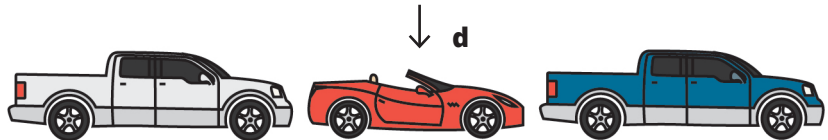
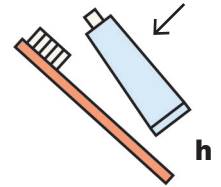

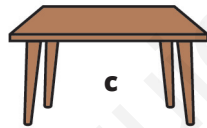
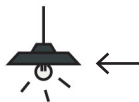


- The cat is **under** the bed.
- The cat is **beneath** the bed.
- The cat is **below** the bed.

# Exercise 1

## MATCHUP

Write the letter of the picture that matches the preposition of place.

- e   1. near
- 2. in
- 3. under
- 4. behind
- 5. on
- 6. across from
- 7. above
- 8. next to
- 9. in front of
- 10. between



## Exercise 2

### IN THE KITCHEN

#### A. Look at the Picture

Look at the picture of the kitchen below. Then answer the questions on the next page.



## Exercise 2 cont.

### B. Choose the Best Preposition

Look at the picture of the kitchen in Part A.  
Then choose the best preposition for each sentence.

1. The stove is \_\_\_\_\_ the toaster.
  - a) above
  - b) near
  - c) behind
  - d) on
2. The pot is \_\_\_\_\_ the pan.
  - a) in front of
  - b) in
  - c) behind
  - d) on
3. The kettle is \_\_\_\_\_ the microwave.
  - a) across from
  - b) above
  - c) under
  - d) next to
4. The pot is \_\_\_\_\_ the stove.
  - a) in
  - b) above
  - c) on
  - d) under
5. The cabinets are \_\_\_\_\_ the sink.
  - a) under
  - b) between
  - c) behind
  - d) on
6. The dishes are \_\_\_\_\_ the cabinet.
  - a) in
  - b) on
  - c) across from
  - d) behind
7. The kettle is \_\_\_\_\_ the microwave and the fridge.
  - a) across from
  - b) between
  - c) next to
  - d) beside
8. The fridge is \_\_\_\_\_ the stove.
  - a) beside
  - b) behind
  - c) next to
  - d) across from
9. The toaster is \_\_\_\_\_ the stove.
  - a) on
  - b) above
  - c) beside
  - d) across from
10. The sink is \_\_\_\_\_ the cabinets.
  - a) in front of
  - b) behind
  - c) under
  - d) above

### C. Write Sentences

Look at the picture of the kitchen in Part A. Now write two more sentences. Use a preposition of place in each sentence.

1. \_\_\_\_\_  
\_\_\_\_\_  
\_\_\_\_\_  
\_\_\_\_\_
2. \_\_\_\_\_  
\_\_\_\_\_  
\_\_\_\_\_  
\_\_\_\_\_


# Exercise 3

## IN THE LIVING ROOM

Choose the preposition from the box that matches each picture. Use each preposition only once.

**Prepositions**

- in
- on
- next to
- above
- ~~under~~
- between
- in front of
- behind



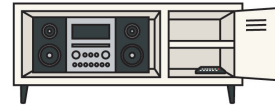
1. There is a cat under the coffee table.



5. There is a dog \_\_\_\_\_ the sofa.



2. There is a couch \_\_\_\_\_ the recliner.



6. There is a remote control \_\_\_\_\_ the stereo cabinet.



3. There is a painting \_\_\_\_\_ the sofa.



7. There is an end table \_\_\_\_\_ the sofa and the recliner.



4. There is a stereo \_\_\_\_\_ the recliner.




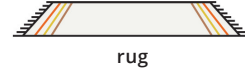
8. There is a coffee table \_\_\_\_\_ the sofa.

# Exercise 4


## PAIR WORK

### A. My Living Room

Draw the objects to the right in the empty square. When you're finished drawing your living room, describe it to your partner. (See Part B.)



www.yoquieroaprobar.es






## Exercise 4 cont.

### B. My Partner's Living Room

Listen as your partner describes his/her living room, and draw the objects to match the description in the empty box below.



### C. Compare Drawings

Compare your Part B drawing with your partner's Part A drawing. Do your drawings match?

# Exercise 5

## WRITING

Write two sentences for each picture. Use a preposition in every sentence.  
The second sentence must begin with *There is* or *There are*.



1. *The books are under the TV.* \_\_\_\_\_  
*There are books under the TV.* \_\_\_\_\_



5. \_\_\_\_\_  
\_\_\_\_\_



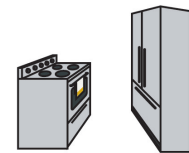
2. \_\_\_\_\_  
\_\_\_\_\_




6. \_\_\_\_\_  
\_\_\_\_\_



3. \_\_\_\_\_  
\_\_\_\_\_



7. \_\_\_\_\_  
\_\_\_\_\_



4. \_\_\_\_\_  
\_\_\_\_\_



8. \_\_\_\_\_  
\_\_\_\_\_

## Exercise 6

### CLASS SURVEY

Ask your classmates these questions. Write their answers in the boxes below. Try to talk to a different classmate for each question. Practice using prepositions of place in your answers.

#	Question	Classmate's Name	Answer
1	Is there a clock in your classroom? Where is it?		
2	Where do you put your books at school?		
3	Where do you put your books at home?		
4	Do you have a cell phone? Where is it?		
5	What's in your backpack/bag/purse?		
6	Do you have any paintings on your walls at home?		
7	How many pillows are on your bed?		
8	Do you have a nightstand beside your bed? What's on it?		
9	How many pairs of shoes are in your closet?		
10	What's in your fridge?		

# Answer Key

## Exercise 1

- |      |      |      |      |       |
|------|------|------|------|-------|
| 1. e | 3. a | 5. j | 7. c | 9. g  |
| 2. i | 4. b | 6. f | 8. h | 10. d |

## Exercise 2

### B. CHOOSE THE BEST PREPOSITION

- |      |      |      |      |       |
|------|------|------|------|-------|
| 1. b | 3. d | 5. a | 7. b | 9. c  |
| 2. a | 4. c | 6. a | 8. d | 10. d |

### C. WRITE SENTENCES

Answers will vary.

## Exercise 3

- |            |           |                |
|------------|-----------|----------------|
| 1. under   | 4. behind | 7. between     |
| 2. next to | 5. on     | 8. in front of |
| 3. above   | 6. in     |                |

## Exercise 4

Answers will vary. Monitor students for correct preposition usage when they explain their drawings to their partners.

## Exercise 5

Answers may vary. Help your students with any vocabulary they are unfamiliar with.

- The books are under the TV. There are books under the TV.
- The sushi is on the plate. There is sushi on the plate.
- The apple is between the bananas.  
There is an apple between the bananas.
- The palm tree is next to / beside / near the pine tree.  
There is a palm tree next to / beside / near the pine tree.
- The painting is above the bed.  
There is a painting above the bed.
- The fruit is in the bowl. There is fruit in the bowl.
- The stove is across from the fridge.  
There is a stove across from the fridge.
- The shoes are on the floor / in front of the couch.  
There are shoes on the floor / in front of the couch.

## Exercise 6

Answers will vary.

### SPELLING NOTE:

This lesson shows the American spelling of the word *Practice*. Other English-speaking countries spell it this way: *Practise* (when used as a verb; *Practice* when used as a noun). Make it a challenge for your students to find this word in the lesson and see if they know the alternate spelling.