

# Summer activities 1º EP



Name:.....

Name: \_\_\_\_\_ Class number: \_\_\_\_\_ Date: \_\_\_\_\_

# Numbers

Find the names of 10 numbers in the wordsearch.

*These are the words to look for.*

one  two  three  four  five  
 six  seven  eight  nine  ten

1

2

3

10

e	i	g	h	t	r	i	v	e	k
x	s	o	w	h	n	z	b	n	o
o	i	n	t	r	t	e	n	i	d
n	d	l	o	e	w	g	j	n	m
e	o	t	v	e	s	d	s	e	d
o	u	m	w	h	t	e	c	k	i
r	w	e	h	o	f	l	v	l	g
w	a	x	o	e	i	b	a	e	r
e	i	d	t	s	v	o	w	y	n
s	g	o	y	c	e	f	o	u	r

4

9

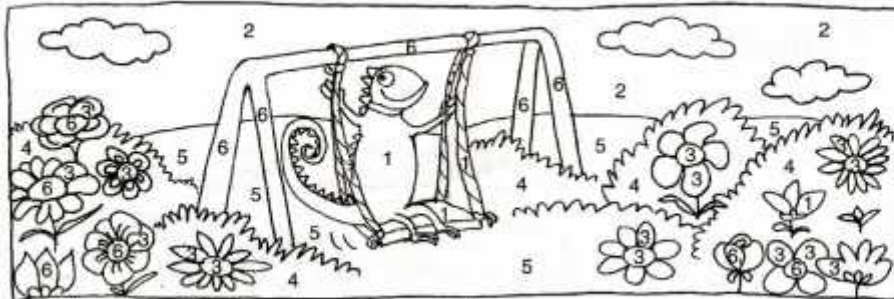
5

8

7

6

# 1 Colour by numbers



One is red  
 Two is blue  
 Three is yellow  
 Four is green  
 Five is brown  
 Six is orange

# 2 Find and circle in the right colour → ↓ ↘

b l a c k m t y o d s z  
 c g d n f q w h i t e u  
 y j r i p r v b w x k b  
 e a h e t e z a l r w n  
 l v c b y d j s q u l b  
 l i p u r p l e x b e r  
 o n s d e t g h s j k o  
 w o t m g r e e n v c w  
 i r a s w v b n x f h n  
 o r a n g e y p i n k t

# 3 Match and complete

Character 1: Hello! My name's .....

Character 2: Hello! My name's .....

Character 3: Hello! My name's .....

Character 4: Hello! My name's .....

Character 5: Hello! My name's .....

Sylvia  
 Peter  
 Sarah  
 Jane  
 David

Read and match.

11

sixteen

15

eighteen

14

seventeen

12

fifteen

13

eleven

17

fourteen

16

thirteen

twenty

18

19

nineteen

20

Circle

**Look** → ↓ ↘

→	↓	↘
pencil	bag	book
bag	ruler	pen
rubber	rubber	bag
pencil	book	
pen	pencil	
ruler	pen	
book	ruler	
pen	book	

b p pencil r e  
a o b e o b a g u p  
g r o c n o a k b e  
b u p k o o g r b n  
n l b o o k c u e c  
b e p e n c i l r i  
o r u b b e r e c l  
o p e n a o n r p g  
k n p o k g c p e n  
p e r u l e r b n k

Draw a green bag.

Draw a white rubber.

Draw a blue pencil sharpener.

Read, draw and colour

Draw an orange pen.

Draw a yellow pencil case.

Draw a red book.

**4 Write**



1 *It's a ruler.* .....



2 .....



3 .....



4 .....



5 .....




6 .....


**5 Read and write yes or no**

1  Is it a pen?  
*no* .....

4  Is it a book?  
.....

2  Is it a ruler?  
.....

5  Is it a notebook?  
.....


3  Is it a rubber?  
.....

6  Is it a pencil?  
.....

# FAMILY TREE

Complete the family tree. Use these words:


aunt, brother, cousin, dad, granddad,  
granny, mum, sister, uncle



# THE FAMILY

## 1 Complete the family tree.

Hello, I'm Jennifer. This is my family. This is my brother Mike. This is my mum Alicia and this is my dad Brian. This is my cousin David and this is my aunt Sophia and my uncle Patrick.



## 2 Write the answers to the questions.

1 Who's this?      I t's my mum.

2 \_\_\_\_\_? I t's my grandad.

3 \_\_\_\_\_? your dad? Yes, it is.

4 \_\_\_\_\_ brother? No, it isn' t. I t's my cousin.



# My week.

## 1 Match.

1 On Fridays I swim, I play video games and I jump.

2 On Saturdays I fly my kite, I ride my bike and I run!

3 On Sundays I ride my bike, I play football and I play video games.



## 2 Write.

Saturday

Monday

Thursday

Monday

Friday

Wednesday

Is it Saturday? No, it isn't.

Is it Monday? Yes, it is.

1 \_\_\_\_\_? No, it isn't.











2 \_\_\_\_\_? Yes it is.

3 Is it Friday? \_\_\_\_\_.

4 Is it Wednesday? \_\_\_\_\_.

**3 Read and tick (✓).**

On Mondays I swim. On Tuesdays I jump. On Wednesdays I play with my ball. On Thursdays I ride my bike. On Fridays I fly my kite.

Monday	①	a <input type="checkbox"/>		b <input type="checkbox"/>	
Tuesday	②	a <input type="checkbox"/>		b <input type="checkbox"/>	
Wednesday	③	a <input type="checkbox"/>		b <input type="checkbox"/>	
Thursday	④	a <input type="checkbox"/>		b <input type="checkbox"/>	
Friday	⑤	a <input type="checkbox"/>		b <input type="checkbox"/>	

**4 Draw what you do on Saturday and Sunday and complete.**

Saturday	Sunday
On Saturdays I _____.	On _____ I _____

## STUDY

Escribe el vocabulario. Write the vocabulary.

Toys (juguetes)			
Ball (pelota)			
Bike (bici)			
Kite (cometa)			
Teddy be (oso de peluche)			
Video game (video juego)			

Days of the week. (días de la semana).

Monday (lunes)			
Tuesday (martes)			
Wednesday (miércoles)			
Thursday (jueves)			
Friday (viernes)			
Saturday (sábado)			
Sunday (domingo)			

# DAYS OF THE WEEK ACTIVITIES

## 1) Days of the week rhyme

There are seven days in a week.

**Sunday, Monday,  
Tuesday,  
Wednesday, Thursday,  
Friday,  
And my favorite day  
of all,  
Saturday!**

## 2) Trace the days of the week and copy again

Sunday \_\_\_\_\_

Monday \_\_\_\_\_

Tuesday \_\_\_\_\_

Wednesday \_\_\_\_\_

Thursday \_\_\_\_\_

Friday \_\_\_\_\_

Saturday \_\_\_\_\_

## 3) FIND THE DAYS

W E R Y A D S R U H T E S  
V E W K Y U I K O S D Y U  
M S D G B T Y U E D Y A N  
O C X N T S U E R G H D D  
N O L R E A W E D A Y I A  
D T B G S S Y N S M K R Y  
A W Q F R E D C V D T F T  
Y A S E D R H A B N A U C  
E P O B N R F A Y B D Y U  
S A T U R D A Y O I R W Q

## 4) COMPLETE THE WORDS

1) S \_ N D \_ Y

2) M \_ N \_ A Y

3) T U \_ S D \_ \_

4) W \_ D N \_ S D \_ Y

5) T \_ U R \_ D \_ Y

6) F R \_ D \_ Y

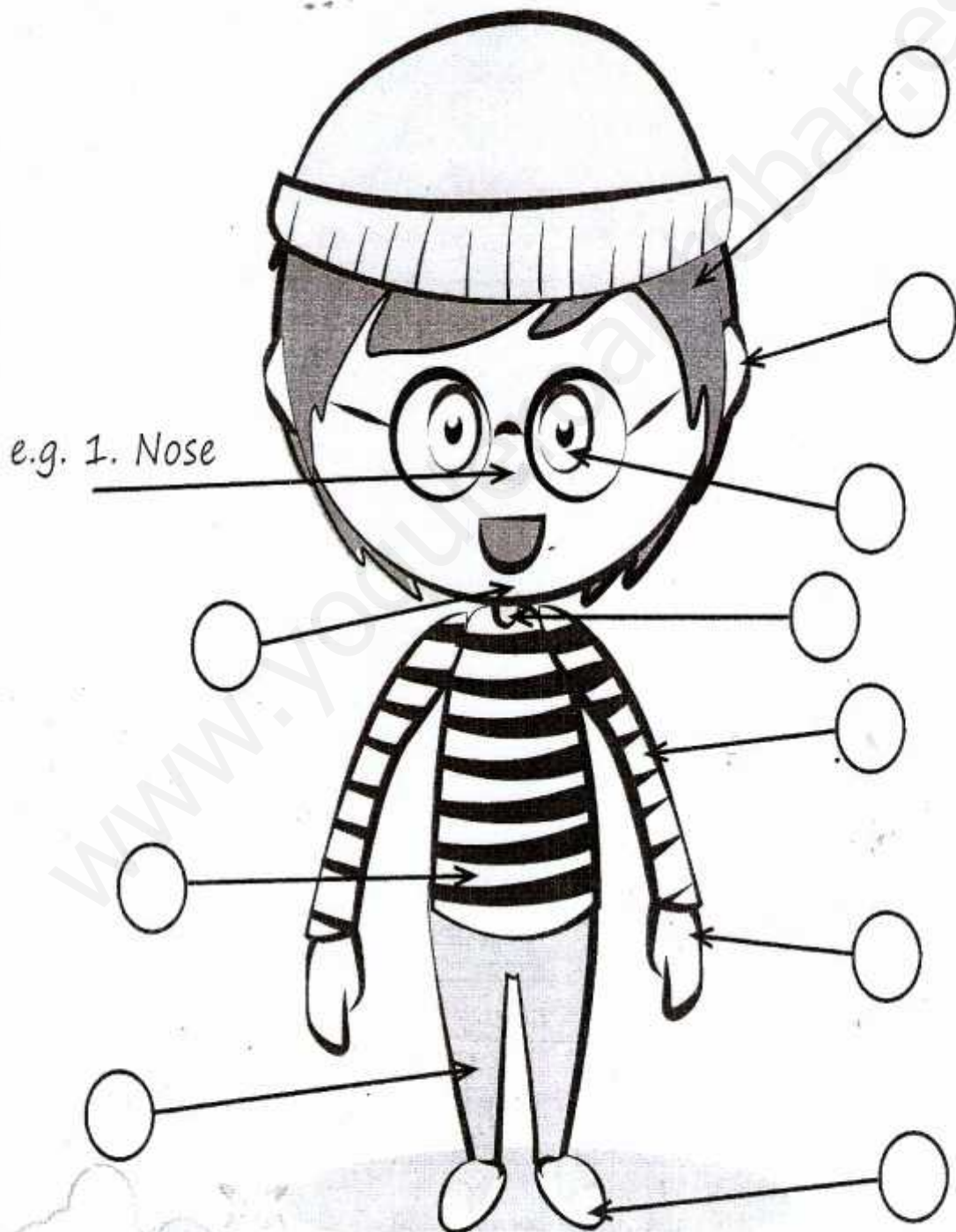
7) S A T \_ R \_ \_ Y



# FACE AND BODY PARTS

Write the numbers, the face and body parts in the correct place.

2.foot - 3.hand - 4.stomach - 5.arm - 6.head  
7.eye - 8.neck - 9.ear - 10.chin - 11.leg



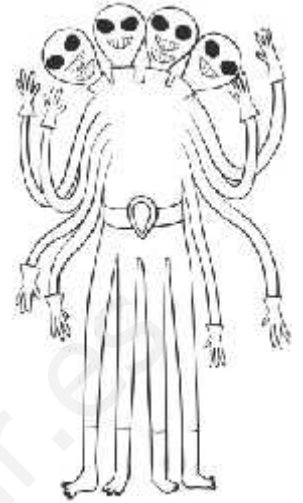
# PINKIE THE ALIEN

## 1 Read and write.

Hello! My name's Pinkie the alien.

I have four heads and I have six  
mouths. I don't have a nose!

I have eight arms, four legs, and four feet. I  
have five ears!



1 Do you have four heads? Yes, I do.

2 Do you have five mouths? No, I don't.

3 Do you have two noses? \_\_\_\_\_.

4 Do you have eight arms? \_\_\_\_\_.

5 Do you have five ears? \_\_\_\_\_.

## 2 Complete the questions and answers.

1 \_\_\_\_\_ ? Yes, I have six ears.

2 \_\_\_\_\_ ? No, I don't. I have  
three arms.

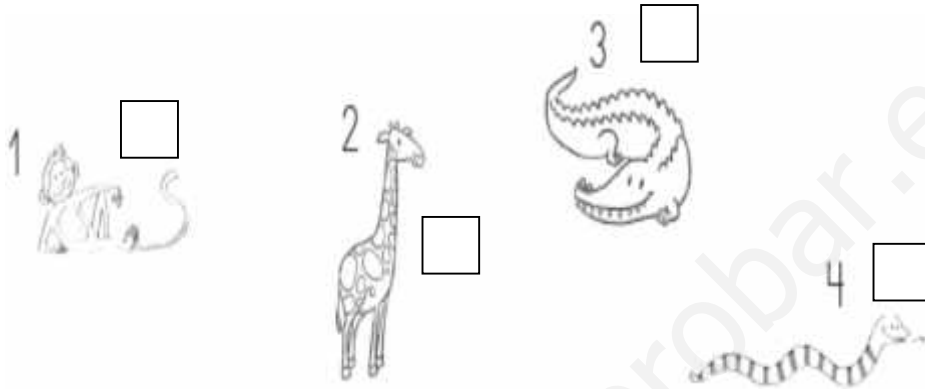
3 \_\_\_\_\_ two legs? Yes, I do.

4 Do you have a head? Yes, \_\_\_\_\_.


# ZOO ANIMALS

1 Read and put a tick (✓) or a cross (X).

Look! There's a monkey! And there's a giraffe! There's a crocodile. Is there a snake? No, there isn't a snake.



2 Write.



There isn't an elephant.



There's a giraffe.



1

\_\_\_\_\_ .



2

\_\_\_\_\_ .



3


\_\_\_\_\_ .

3 Read and put a tick (✓) or cross (X). What animals are there in the zoo?

In my favourite zoo there isn't a tiger and there isn't a zebra. In my favourite zoo there is a lion, a monkey and an elephant.



4 Draw a zoo with your four favourite animals and complete the test.



In my favourite zoo there is a \_\_\_\_\_, \_\_\_\_\_,  
\_\_\_\_\_ and \_\_\_\_\_. There isn't a \_\_\_\_\_.



# ANIMALS

Une con flechas, colorea y repasa.

Match, colour and trace.

Draw and colour your favourite animal, write its name. What can it do? ☒


This is my favourite animal. It's a \_\_\_\_\_.

It can :  fly.  run.  swim  jump.



# WILD ANIMALS

Count and colour the animals.



1 TIGER    \_\_\_ SNAKES    \_\_\_ MONKEYS    \_\_\_ LIONS    \_\_\_ ELEPHANTS    \_\_\_ BIRDS

Rewrite the names of the animals and the numbers with letters.

one tiger.    \_\_\_\_\_

\_\_\_\_\_

\_\_\_\_\_


# ANIMAL

## Action

Draw a line to match the sentence with each animal.

I run.

Fish



I hop.

Bird



I fly.

Monkey



I swim.

Dog



I eat.

Frog



# FOOD

## 1 Read and match.

- 1 This is a yellow banana.
- 2 This is fish. It isn't meat.
- 3 This isn't soup. It's cereal.
- 4 This is milk.

a



b



c



d



## 2 Write. What do you like?

1 I like bread.

2 I don't like meat.

3 \_\_\_\_\_.

4 \_\_\_\_\_.

5 \_\_\_\_\_.

6 \_\_\_\_\_.



# I LIKE ... I DON'T LIKE ...

1 Complete the dialogue. Use these words:

on - eat - like - I don't

1 What food do you like?

I \_\_\_\_\_ bread, salad and  
chocolate.

2 Do you like salad?

No, I \_\_\_\_\_.

3 When do you eat bread?

I \_\_\_\_\_ bread \_\_\_\_\_  
Wednesdays.



2 Read:

I like salad, I don't like bread.

I eat salad on Sundays.

3 Now write and draw: What food do you like?

I like \_\_\_\_\_

\_\_\_\_\_

I eat \_\_\_\_\_ on \_\_\_\_\_